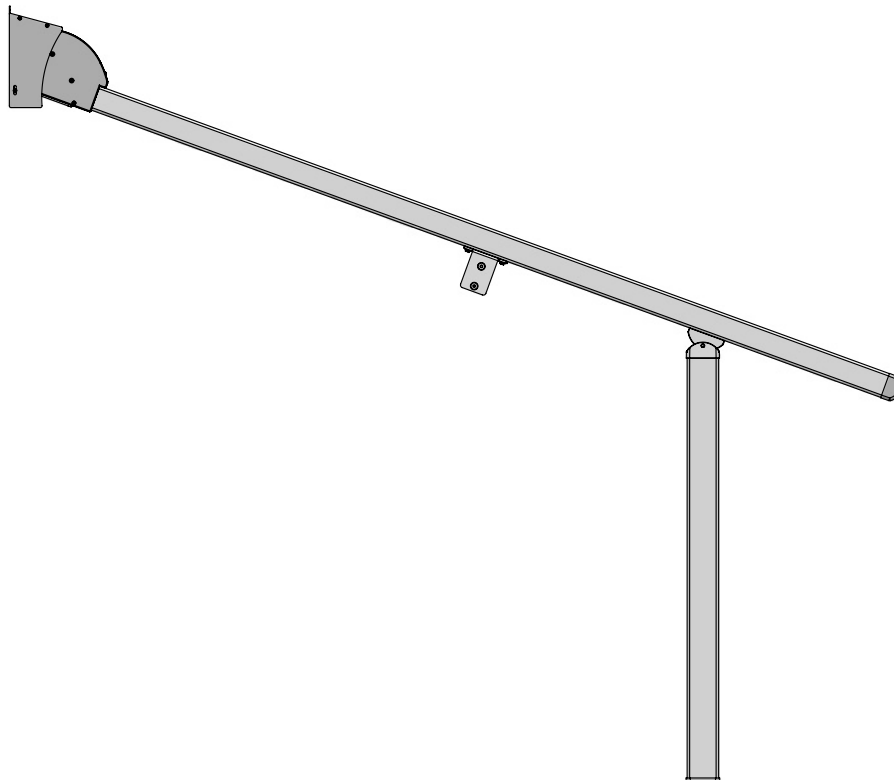
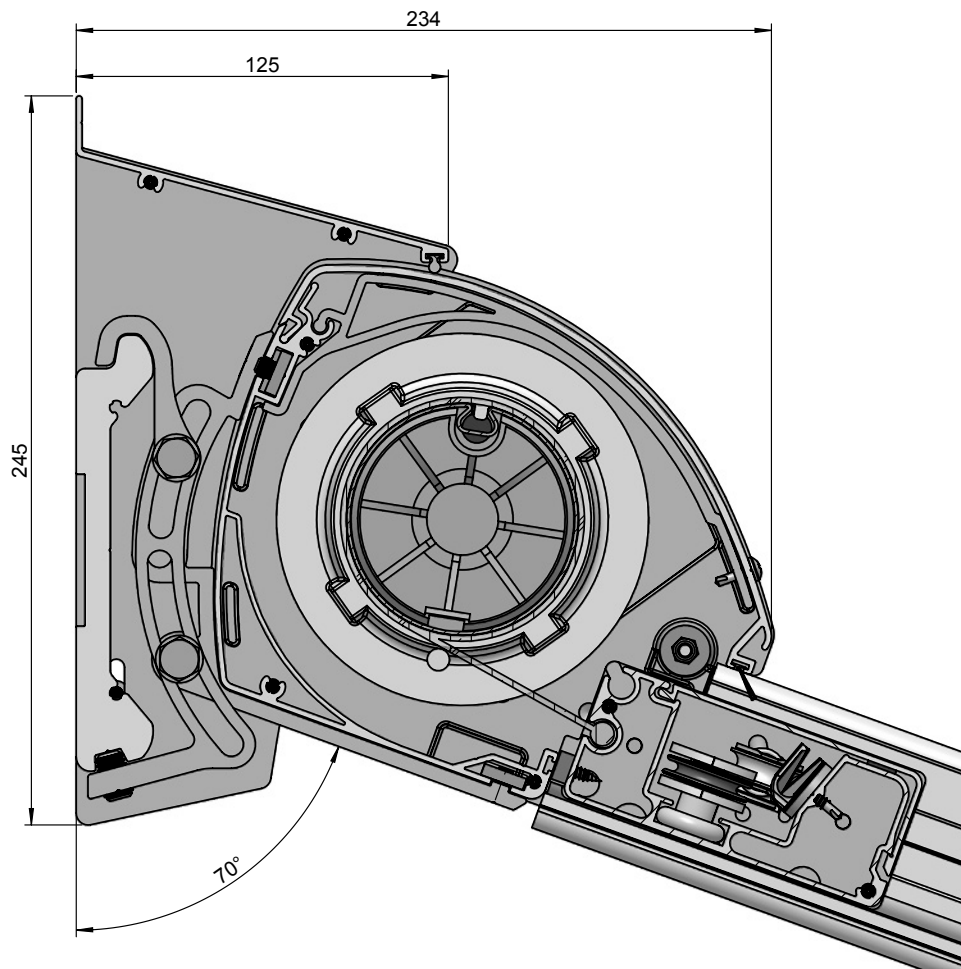


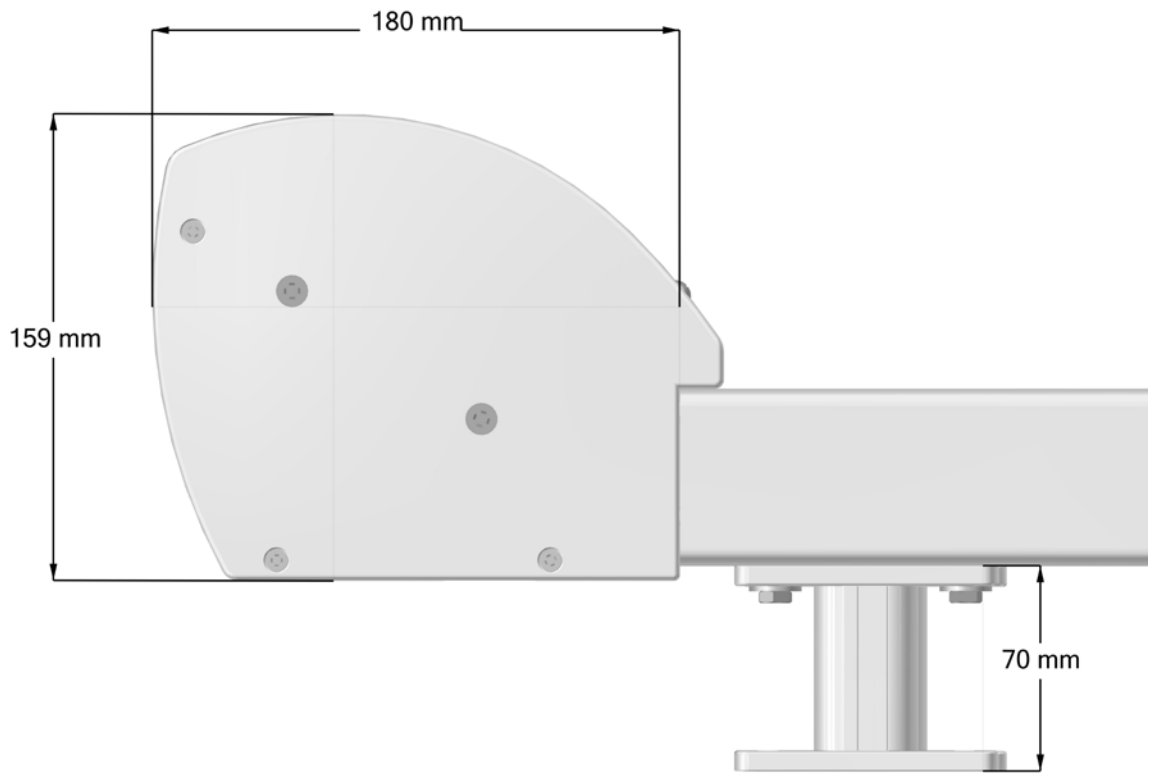
Pergola Awning Piazzola®



7



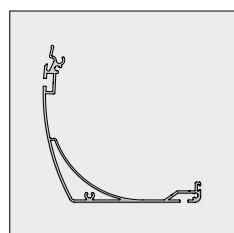
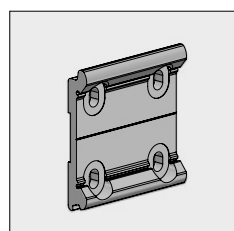
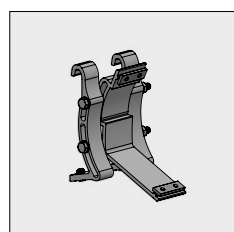
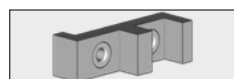
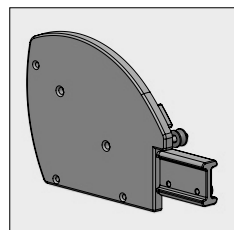
Pergola Awning Piazzola®



7



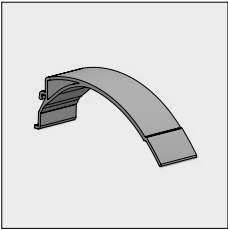
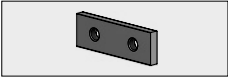

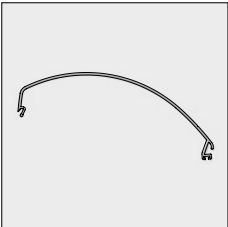


Part number	Description	Paint finish	Length in m	Pack. Unit
4217 027-090	Alu end fix bracket Piazzola, left	Mill finish		
4217 032-090	Idem, right	Mill finish		
4217 027-006	Alu end fix bracket Piazzola, left	RAL 9010 pure white		
4217 032-006	Idem, right	RAL 9010 pure white		
4217 027-901	Alu end fix bracket Piazzola, left	RAL 9001 cream		
4217 032-901	Idem, right	RAL 9001 cream		
4217 027-916 #	Alu end fix bracket Piazzola, left	RAL 9016 traffic white		
4217 032-916 #	Idem, right	RAL 9016 traffic white		
4217 027-755	Alu end fix bracket Piazzola, left (* = Textured)	RAL 7016 anthracite grey*		
4217 032-755	Idem, right	RAL 7016 anthracite grey*		
4217 310-000	Drilling template for side guide (for fixing the end fix bracket to the side guide)			
4217 120-090	Alu mounting bracket Piazzola	Mill finish		
4217 120-006	Idem	RAL 9010 pure white		
4217 120-901	Idem	RAL 9001 cream		
4217 120-916 #	Idem	RAL 9016 traffic white		
4217 120-755	Idem (* = Textured)	RAL 7016 anthracite grey*		
4211 772-090	Alu wall bracket 140 mm Piazzola/Gota	Mill finish		
4211 772-006	Idem	RAL 9010 pure white		
4211 772-901	Idem	RAL 9001 cream		
4211 772-916 #	Idem	RAL 9016 traffic white		
4211 772-755	Idem (* = Textured)	RAL 7016 anthracite grey*		
6252 148-000	Alu bottom cover Piazzola	Mill finish	4.0	
6252 154-000	Idem	Mill finish	5.0	
6252 150-000	Idem	Mill finish	6.0	
6252 152-000	Idem	Mill finish	7.0	
6252 148-006	Alu bottom cover Piazzola	RAL 9010 pure white	4.0	
6252 154-006	Idem	RAL 9010 pure white	5.0	
6252 150-006	Idem	RAL 9010 pure white	6.0	
6252 152-006 #	Idem	RAL 9010 pure white	7.0	
6252 148-901	Alu bottom cover Piazzola	RAL 9001 cream	4.0	
6252 154-901	Idem	RAL 9001 cream	5.0	
6252 150-901	Idem	RAL 9001 cream	6.0	
6252 154-916 #	Alu bottom cover Piazzola	RAL 9016 traffic white	5.0	
6252 150-916 #	Idem	RAL 9016 traffic white	6.0	
6252 152-916 #	Idem	RAL 9016 traffic white	7.0	




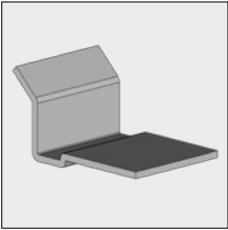



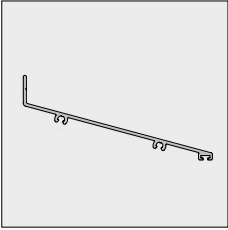
= Article will be sold out. Special orders remain possible.

Pergola Awning Piazzola®

Part number	Description	Paint finish	Length in m Pack. Unit
6252 148-755	Alu bottom cover Piazzola (* = Textured)	RAL 7016 anthracite grey*	4.0
6252 154-755	Idem	RAL 7016 anthracite grey*	5.0
6252 150-755	Idem	RAL 7016 anthracite grey*	6.0
6252 152-755	Idem	RAL 7016 anthracite grey*	7.0
	4211 130-080 Nylon sealing strip for stopper in bottom cover	Black	50
	4211 132-080 Idem	White	50
	4210 142-000 Stainless steel plate screw countersunk Philips head 4.2 x 32 mm (to fix bottom cover to the end fix bracket)		100
	4217 085-001 Alu cover support Piazzola	Silver anodized	
	4217 100-000 Stainless steel fixing plate to adjust the cover support		
	4210 534-000 Stainless steel socket-head screw wrench M6 x 10 mm (to fix plate)		100
	6252 188-000 Alu top cover Piazzola	Mill finish	4.0
	6252 194-000 Idem	Mill finish	5.0
	6252 190-000 Idem	Mill finish	6.0
	6252 192-000 Idem	Mill finish	7.0
	6252 188-006 Alu top cover Piazzola	RAL 9010 pure white	4.0
	6252 194-006 Idem	RAL 9010 pure white	5.0
	6252 190-006 Idem	RAL 9010 pure white	6.0
	6252 192-006 # Idem	RAL 9010 pure white	7.0
	6252 188-901 Alu top cover Piazzola	RAL 9001 cream	4.0
	6252 194-901 Idem	RAL 9001 cream	5.0
	6252 190-901 Idem	RAL 9001 cream	6.0
	6252 192-901 # Idem	RAL 9001 cream	7.0
	6252 194-916 # Alu top cover Piazzola	RAL 9016 traffic white	5.0
	6252 190-916 # Idem	RAL 9016 traffic white	6.0
	6252 192-916 # Idem	RAL 9016 traffic white	7.0

= Article will be sold out. Special orders remain possible.

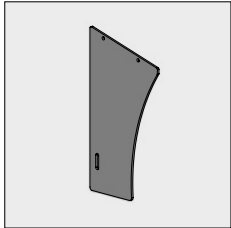
Pergola Awning Piazzola®

Part number	Description	Paint finish	Length in m Pack. Unit
6252 188-755	Alu top cover Piazzola (* = Textured)	RAL 7016 anthracite grey*	4.0
6252 194-755	Idem	RAL 7016 anthracite grey*	5.0
6252 190-755	Idem	RAL 7016 anthracite grey*	6.0
6252 192-755	Idem	RAL 7016 anthracite grey*	7.0
	6295 980-000 Alu cover extension	Mill finish	4.0
	6295 984-000 Idem	Mill finish	5.0
	6295 988-000 Idem	Mill finish	6.0
	6295 980-006 Alu cover extension	RAL 9010 pure white	4.0
	6295 984-006 Idem	RAL 9010 pure white	5.0
	6295 988-006 Idem	RAL 9010 pure white	6.0
	6295 980-755 Alu cover extension (* = Textured)	RAL 7016 anthracite grey*	4.0
	6295 984-755 Idem (* = Textured)	RAL 7016 anthracite grey*	5.0
	6295 988-755 Idem (* = Textured)	RAL 7016 anthracite grey*	6.0
	4217 345-000 Bracket to support the cover extension. We advise to apply this bracket for widths from 4.5 m.		
	4215 190-080 Bristle for top cover	Black	25
	4215 190-000 Idem	Black	500
	7700 306-000 (AISI-410) drill screw cylinder head/cross screw 4,2 x 13 mm (to fix the top cover to the end fix bracket/ cover support)		100
	7700 952-006 Nylon sealing cap for drill screw 4.2 mm	White	125
	7700 952-901 Idem	Cream	125
	7700 952-716 Idem	Anthracite grey	125
	7700 952-905 Idem	Black	125
	6252 234-000 Alu wall cover Piazzola	Mill finish	5.0
	6252 230-000 Idem	Mill finish	6.0
	6252 232-000 # Idem	Mill finish	7.0
	6252 234-006 Alu wall cover Piazzola	RAL 9010 pure white	5.0
	6252 230-006 Idem	RAL 9010 pure white	6.0
	6252 232-006 # Idem	RAL 9010 pure white	7.0
	6252 234-901 Alu wall cover Piazzola	RAL 9001 cream	5.0
	6252 230-901 Idem	RAL 9001 cream	6.0

= Article will be sold out. Special orders remain possible.

Pergola Awning Piazzola®

Part number	Description	Paint finish	Length in m Pack. Unit
6252 234-916 #	Alu wall cover Piazzola	RAL 9016 traffic white	5.0
6252 230-916 #	Idem	RAL 9016 traffic white	6.0
6252 232-916 #	Idem	RAL 9016 traffic white	7.0
6252 234-755	Alu wall cover Piazzola (* = Textured)	RAL 7016 anthracite grey*	5.0
6252 230-755	Idem	RAL 7016 anthracite grey*	6.0
6252 232-755 #	Idem	RAL 7016 anthracite grey*	7.0



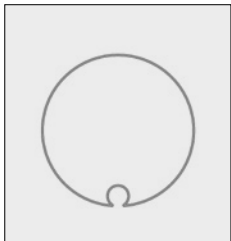
4217 075-000	Alu end plate for wall cover Piazzola	Mill finish	
4217 075-006	Idem	RAL 9010 pure white	
4217 075-901	Idem	RAL 9001 cream	
4217 075-916 #	Idem	RAL 9016 traffic white	
4217 075-755	Idem (* = Textured)	RAL 7016 anthracite grey*	



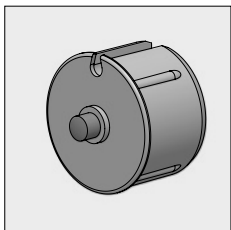
4210 141-000	Stainless steel round head cylinder/cross screw 4,2 x 22 mm (to fix end plate to wall cover)		100
--------------	--	--	-----




7700 952-006	Nylon sealing cap for round head screw 4,2	White	125
7700 952-901	Idem	Cream	125
7700 952-716	Idem	Anthracite grey	125
7700 952-905	Idem	Black	125




6253 306-000	Steel roller 85 x 1,25 mm		5.0
6253 310-000	Idem		6.0
6253 312-000	Idem		6,5
6253 314-000	Idem		7.0
6253 316-000	Idem		7.5



4217 202-000	Nylon bearing roller bung 85 with spindle 15 mm		
--------------	---	--	--



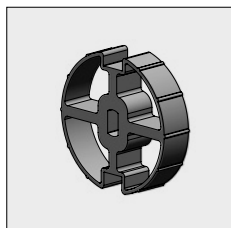
4217 205-000	Nylon washer spindle hole 16 mm for bearing roller bung 4217 202-000		10
--------------	--	--	----




4000 951-000	Somfy friction ring for motor series 50/60 roller 85		
--------------	--	--	--

= Article will be sold out. Special orders remain possible.


Part number	Description	Paint finish	Length in m	Pack. Unit
-------------	-------------	--------------	-------------	------------



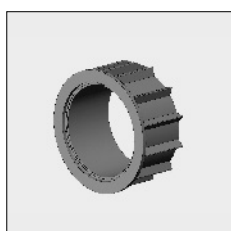
4001 133-068 ASA friction ring for motor series 45/50 roller 85



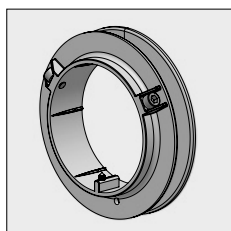
4001 106-068 ASA clamp spring kit
(to fix friction ring 4001 133-068)



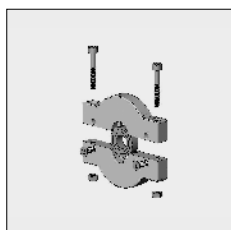
4000 952-000 Somfy/ASA adaptor for motor series 60 roller 85



4000 953-000 Adaption ring Somfy/ASA motor series 50 roller 85
in combination with adaptor 4000 952-000



4217 080-000 Nylon cord pulley roller 85

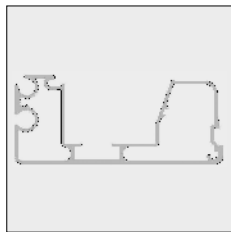
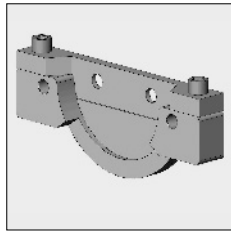
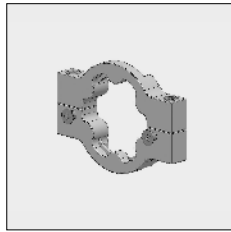


4215 114-068 Nylon bearing block incl. precision bearing

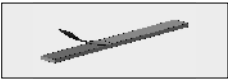
= Article will be sold out. Special orders remain possible.

Pergola Awning Piazzola®

Part number	Description	Paint finish	Length in m Pack. Unit
4215 110-000	Alu motor bracket for Somfy (S)LT motors		
4215 111-000	Alu motor bracket for ASA motors		
6295 572-000	Alu front profile (lower part)	Mill finish	4.0
6295 575-000	Idem	Mill finish	5.0
6295 576-000	Idem	Mill finish	6.0
6295 578-000	Idem	Mill finish	7.0
6295 572-006	Alu front profile (lower part)	RAL 9010 pure white	4.0
6295 575-006	Idem	RAL 9010 pure white	5.0
6295 576-006	Idem	RAL 9010 pure white	6.0
6295 578-006	Idem	RAL 9010 pure white	7.0
6295 572-901	Alu front profile (lower part)	RAL 9001 cream	4.0
6295 575-901	Idem	RAL 9001 cream	5.0
6295 576-901	Idem	RAL 9001 cream	6.0
6295 578-901	Idem	RAL 9001 cream	7.0
6295 575-916	Alu front profile (lower part)	RAL 9016 traffic white	5.0
6295 576-916	Idem	RAL 9016 traffic white	6.0
6295 578-916	# Idem	RAL 9016 traffic white	7.0
6295 572-755	Alu front profile (lower part)	RAL 7016 anthracite grey*	4.0
6295 575-755	Idem (* = Textured)	RAL 7016 anthracite grey*	5.0
6295 576-755	Idem (* = Textured)	RAL 7016 anthracite grey*	6.0
6295 562-000	Alu front profile (upper part)	Mill finish	4.0
6295 565-000	Idem	Mill finish	5.0
6295 566-000	Idem	Mill finish	6.0
6295 568-000	Idem	Mill finish	7.0
6295 562-006	Alu front profile (upper part)	RAL 9010 pure white	4.0
6295 565-006	Idem	RAL 9010 pure white	5.0
6295 566-006	Idem	RAL 9010 pure white	6.0
6295 568-006	Idem	RAL 9010 pure white	7.0



= Article will be sold out. Special orders remain possible.

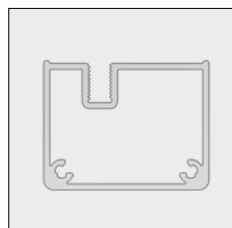
Part number	Description	Paint finish	Length in m Pack. Unit
6295 562-901	Alu front profile (upper part)	RAL 9001 cream	4.0
6295 565-901	Idem	RAL 9001 cream	5.0
6295 566-901	Idem	RAL 9001 cream	6.0
6295 568-901	Idem	RAL 9001 cream	7.0
6295 565-916	Alu front profile (upper part)	RAL 9016 traffic white	5.0
6295 566-916	Idem	RAL 9016 traffic white	6.0
6295 568-916 #	Idem	RAL 9016 traffic white	7.0
6295 562-755	Alu front profile (upper part) (* = Textured)	RAL 7016 anthracite grey*	4.0
6295 565-755	Idem (* = Textured)	RAL 7016 anthracite grey*	5.0
6295 566-755	Idem (* = Textured)	RAL 7016 anthracite grey*	6.0
	4452 238-000 Neoprene strip 10 x 2 mm, self-adhesive, for suppression of impact sound and for a correct fitting of the upper- and lower front profiles		50

Note: Use a strip of ± 10 cm every ± 100 cm awning width.


Tension wire system for front profile.

To prevent that the front profile will sag on larger widths, the tension wire system below can be applied and mounted below the front profile. To be used in combination all systems with front profiles.

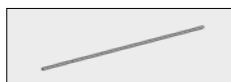
ATTENTION! The colors below are not available for every system.



6295 688-000	Alu cover profile for tension wire system	Mill finish	5.0
6295 690-000	Idem	Mill finish	6.0
6295 688-006	Alu cover profile for tension wire system	RAL 9010 pure white	5.0
6295 690-006	Idem	RAL 9010 pure white	6.0
6295 688-916 #	Alu cover profile for tension wire system	RAL 9016 traffic white	5.0
6295 690-916 #	Idem	RAL 9016 traffic white	6.0
6295 688-901	Alu cover profile for tension wire system	RAL 9001 cream	5.0
6295 690-901	Idem	RAL 9001 cream	6.0
6295 688-755	Alu cover profile for tension wire system (* = Textured)	RAL 7016 anthracite grey*	5.0
6295 690-755	Idem (* = Textured)	RAL 7016 anthracite grey*	6.0

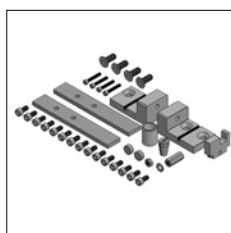


4215 272-000 Drilling template for tension wire system



6295 695-000 Stainless steel tension wire 304

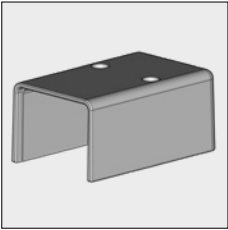
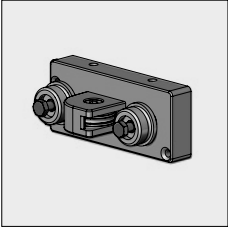





6.5




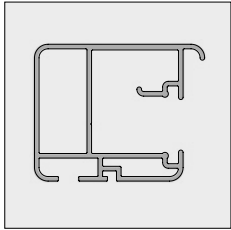
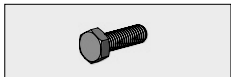

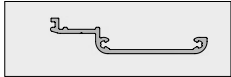
4215 256-068 Parts kit with fixing materials for tension wire system

= Article will be sold out. Special orders remain possible.

Pergola Awning Piazzola®



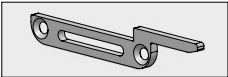

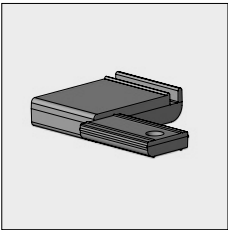
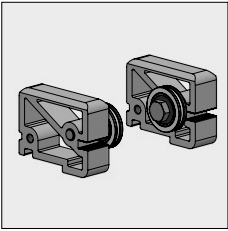
Part number	Description	Paint finish	Length in m Pack. Unit
	4215 266-000 Alu end cap for tension blocks	Mill finish	
	4215 266-006 Idem	RAL 9010 pure white	
	4215 266-916 # Idem	RAL 9016 traffic white	
	4215 266-901 Idem	RAL 9001 cream	
	4215 266-755 Idem (*= Textured)	RAL 7016 anthracite grey*	
	4217 050-090 Alu guide pulley Piazzola, left	Mill finish	
	4217 055-090 Idem, right	Mill finish	
	4217 050-006 Alu guide pulley Piazzola, left	RAL 9010 pure white	
	4217 055-006 Idem, right	RAL 9010 pure white	
	4217 050-901 Alu guide pulley Piazzola, left	RAL 9001 cream	
	4217 055-901 Idem, right	RAL 9001 cream	
	4217 050-916 # Alu guide pulley Piazzola, left	RAL 9016 traffic white	
	4217 055-916 # Idem, right	RAL 9016 traffic white	
	4217 050-755 Alu guide pulley Piazzola, left (* = Textured)	RAL 7016 anthracite grey*	
	4217 055-755 Idem, right (* = Textured)	RAL 7016 anthracite grey*	
	4210 152-000 Stainless steel plate screw countersunk Philips head 4.2 x 45 mm (to fix the guide pulley to the front profile)		100
	4215 172-068 Screw eye with mutter M6 (to fix the spring to the guide pulley)		10
	4215 183-000 Stainless steel spring 25 mm, length 350 mm (for projection up to 350 cm)		
	4215 185-000 Stainless steel spring 25 mm, length 570 mm (for projection from 350 cm)		
Note: The springs are to be stretched up to a max. of 60% of the total spring length.			
ATTENTION !! The pretention must be approximately 30% of the total lengths of the springs. The springs can be pretensioned when the front profile is close to the top cover.			
	4215 155-000 Cord 2.5 mm	White	100
	4215 158-000 Stainless steel pulley for cord 2.5 mm with nylon runner		10

= Article will be sold out. Special orders remain possible.

Part number	Description	Paint finish	Length in m	Pack. Unit
4215 020-068	Cord tensioner Piazzola/Summerlight			
				
6252 162-000	Alu side guide Piazzola	Mill finish	4.0	
6252 164-000	Idem	Mill finish	5.0	
6252 160-000	Idem	Mill finish	6.0	
				
6252 162-006	Alu side guide Piazzola	RAL 9010 pure white	4.0	
6252 164-006	Idem	RAL 9010 pure white	5.0	
6252 160-006	Idem	RAL 9010 pure white	6.0	
6252 162-901	Alu side guide Piazzola	RAL 9001 cream	4.0	
6252 164-901	Idem	RAL 9001 cream	5.0	
6252 160-901	Idem	RAL 9001 cream	6.0	
6252 162-916 #	Alu side guide Piazzola	RAL 9016 traffic white	4.0	
6252 164-916 #	Idem	RAL 9016 traffic white	5.0	
6252 160-916 #	Idem	RAL 9016 traffic white	6.0	
6252 162-755	Alu side guide Piazzola (* = Textured)	RAL 7016 anthracite grey*	4.0	
6252 164-755	Idem	RAL 7016 anthracite grey*	5.0	
6252 160-755	Idem	RAL 7016 anthracite grey*	6.0	
				
4000 386-000	Stainless steel hexagon bolt M6 x 20 mm (to fix the side guide to the end fix bracket)			50
				
4410 402-000	Stainless steel Washer M6			100
				
6252 212-000	Alu gutter to match side guide Piazzola	Mill finish	4.0	
6252 214-000	Idem	Mill finish	5.0	
6252 210-000	Idem	Mill finish	6.0	
6252 212-006	Alu gutter to match side guide Piazzola	RAL 9010 pure white	4.0	
6252 214-006	Idem	RAL 9010 pure white	5.0	
6252 210-006	Idem	RAL 9010 pure white	6.0	
6252 212-901	Alu gutter to match side guide Piazzola	RAL 9001 cream	4.0	
6252 214-901	Idem	RAL 9001 cream	5.0	
6252 210-901	Idem	RAL 9001 cream	6.0	
6252 212-916 #	Alu gutter to match side guide Piazzola	RAL 9016 traffic white	4.0	
6252 214-916 #	Idem	RAL 9016 traffic white	5.0	
6252 210-916 #	Idem	RAL 9016 traffic white	6.0	

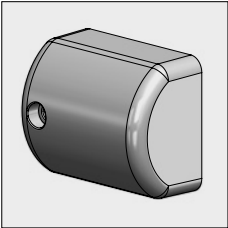
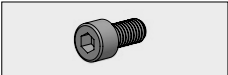
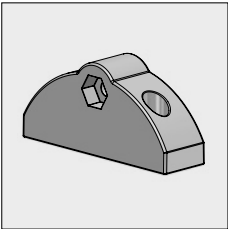
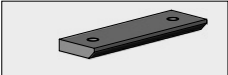
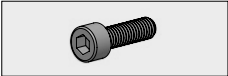
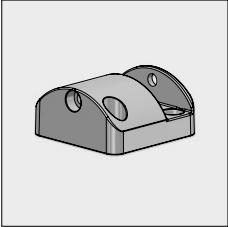
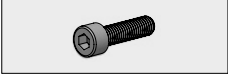

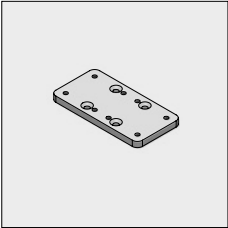
= Article will be sold out. Special orders remain possible.

Pergola Awning Piazzola®

Part number	Description	Paint finish	Length in m Pack. Unit
6252 212-755	Alu gutter to match side guide Piazzola (* = Textured)	RAL 7016 anthracite grey*	4.0
6252 214-755	Idem	RAL 7016 anthracite grey*	5.0
6252 210-755	Idem	RAL 7016 anthracite grey*	6.0
	4217 190-000 Stainless steel drill screw cylinder/Philips head 4.2 x 13 mm (to fix the gutter to the side guide)		100
	7700 952-006 Nylon sealing cap for round head screw 4,2	White	125
	7700 952-901 Idem	Cream	125
	7700 952-716 Idem	Anthracite grey	125
	7700 952-905 Idem	Black	125
	4217 045-000 Alu end cap for gutter Piazzola	Mill finish	
	4217 045-006 Idem	RAL 9010 pure white	
	4217 045-901 Idem	RAL 9001 cream	
	4217 045-916 # Idem	RAL 9016 traffic white	
	4217 045-755 Idem (* = Textured)	RAL 7016 anthracite grey*	
	4452 083-000 Stainless steel countersunk/Philips head 3.5 x 16 mm (to fix the end cap to the gutter)		100
	4217 060-000 Alu guide plate for side guide, left	Mill finish	
	4217 065-000 Idem, right	Mill finish	
	4217 060-006 Alu guide plate for side guide, left	RAL 9010 pure white	
	4217 065-006 Idem, right	RAL 9010 pure white	
	4217 060-901 Alu guide plate for side guide, left	RAL 9001 cream	
	4217 065-901 Idem, right	RAL 9001 cream	
	4217 060-916 # Alu guide plate for side guide, left	RAL 9016 traffic white	
	4217 065-916 # Idem, right	RAL 9016 traffic white	
	4217 060-755 Alu guide plate for side guide, left (* = Textured)	RAL 7016 anthracite grey*	
	4217 065-755 Idem, right (* = Textured)	RAL 7016 anthracite grey*	
	4217 260-001 End bearing set for side guide Piazzola	Silver anodized	

= Article will be sold out. Special orders remain possible.



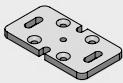

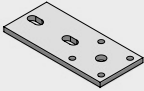


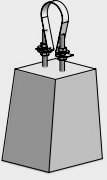

Pergola Awning Piazzola®

Part number	Description	Paint finish	Length in m Pack. Unit
	4217 010-000 Alu end cap for end bearing 4217 260-001	Mill finish	
	4217 010-006 Idem	RAL 9010 pure white	
	4217 010-901 Idem	RAL 9001 cream	
	4217 010-916 # Idem	RAL 9016 traffic white	
	4217 010-755 Idem (* = Textured)	RAL 7016 anthracite grey*	
	4217 185-000 Stainless steel socket-head bolt M6 x 16 mm Philips cylinder head (to fix the end cap to the end bearing)		50
	4217 000-000 Alu upper hinge part	Mill finish	
	4217 000-006 Idem	RAL 9010 pure white	
	4217 000-901 Idem	RAL 9001 cream	
	4217 000-916 # Idem	RAL 9016 traffic white	
	4217 000-755 Idem (* = Textured)	RAL 7016 anthracite grey*	
	4217 070-000 Stainless steel clamping plate for upper hinge part		
	4410 238-000 Stainless steel socket-head bolt M6 x 20 mm Philips cylinder head (to fix the hinge part)		100
	4217 005-000 Alu lower hinge part	Mill finish	
	4217 005-006 Idem	RAL 9010 pure white	
	4217 005-901 Idem	RAL 9001 cream	
	4217 005-916 # Idem	RAL 9016 traffic white	
	4217 005-755 Idem (* = Textured)	RAL 7016 anthracite grey*	
	4410 400-000 Stainless steel socket-head bolt M8 x 30 mm Philips cylinder head (to fix the lower hinge part to the leg. Makes threaded end in leg)		50
	4217 175-000 Stainless steel socket-head bolt M8 x 70 mm Philips cylinder head (to fix upper hinge part to the lower hinge part)		25
	4217 020-090 Alu couple plate for 2 hinge parts under the Piazzola	Mill finish	
	4217 020-006 Idem	RAL 9010 pure white	
	4217 020-901 Idem	RAL 9001 cream	
	4217 020-916 # Idem	RAL 9016 traffic white	
	4217 020-755 Idem (* = Textured)	RAL 7016 anthracite grey*	

For coupled Piazzola the 2 side guides can be mounted in the middle on 1 leg by the couple plate below.



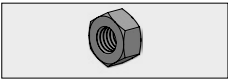
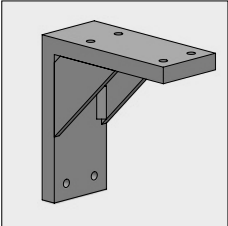
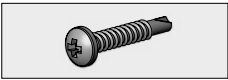
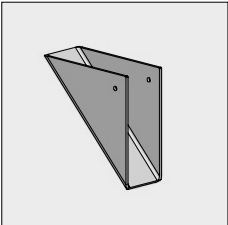


= Article will be sold out. Special orders remain possible.

Pergola Awning Piazzola®

	Part number	Description	Paint finish	Length in m Pack. Unit
	4217 180-000	Stainless steel socket-head bolt M 8 x 16 Philips cylinder head (to fix the hinge part under to the couple plate)		50
	6252 170-000	Alu leg Piazzola	Mill finish	6.0
	6252 170-006	Idem	RAL 9010 pure white	6.0
	6252 170-901	Idem	RAL 9001 cream	6.0
	6252 170-916	# Idem	RAL 9016 traffic white	6.0
	6252 170-755	Idem (* = Textured)	RAL 7016 anthracite grey*	6.0
	4217 015-090	Alu base plate Piazzola	Mill finish	
	4217 015-006	Idem	RAL 9010 pure white	
	4217 015-901	Idem	RAL 9001 cream	
	4217 015-916	# Idem	RAL 9016 traffic white	
	4217 015-755	Idem (* = Textured)	RAL 7016 anthracite grey*	
	4210 063-000	Stainless steel socket-head bolt M8 x 30 countersunk Philips head (to fix the couple plate and the base plate to the leg. Makes threaded end in leg)		50
	4217 145-000	Steel base plate Piazzola. To be used in combination with a concrete base	Zinc-plated	
	4210 529-000	Stainless steel washer M8		100
	4410 400-000	Stainless steel socket-head bolt M8 x 30 mm Philips cylinder head (to fix the base plate to the leg. Makes threaded end in leg)		100
	7700 317-068	Concrete base 20 x 17.5 x 25 cm		
	6252 184-000	Alu support beam Piazzola	Mill finish	5.0
	6252 180-000	Idem	Mill finish	6.0
	6252 182-000	Idem	Mill finish	7.0
	6252 184-006	Alu support beam Piazzola	RAL 9010 pure white	5.0
	6252 180-006	Idem	RAL 9010 pure white	6.0
	6252 182-006	Idem	RAL 9010 pure white	7.0

= Article will be sold out. Special orders remain possible.

Pergola Awning Piazzola®

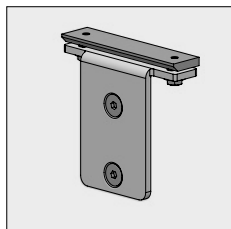
Part number	Description	Paint finish	Length in m Pack. Unit
6252 184-901	Alu support beam Piazzola	RAL 9001 cream	5.0
6252 180-901	Idem	RAL 9001 cream	6.0
6252 182-901	Idem	RAL 9001 cream	7.0
6252 184-916 #	Alu support beam Piazzola	RAL 9016 traffic white	5.0
6252 180-916 #	Idem	RAL 9016 traffic white	6.0
6252 182-916 #	Idem	RAL 9016 traffic white	7.0
6252 184-755	Alu support beam Piazzola (* = Textured)	RAL 7016 anthracite grey*	5.0
6252 180-755	Idem	RAL 7016 anthracite grey*	6.0
6252 182-755	Idem	RAL 7016 anthracite grey*	7.0
	4217 280-000 Stainless steel hexagon bolt M8 x 50 mm (to fix the support beam to the leg. Makes threaded end in support beam)		50
	4210 529-000 Stainless steel washer M8		100
	4000 226-000 Hexagon nut M8 stainless		50
	4217 165-001 Alu reinforcement angle Piazzola	Silver anodized	
	4600 392-000 Stainless steel (AISI 410) drill screw Philips cylinder Philips head 4,2 x 25 (to fix the angle to the leg/support beam)		100
	4217 170-000 Alu end cap for reinforcement angle Piazzola	Mill finish	
	4217 170-006 Idem	RAL 9010 pure white	
	4217 170-901 Idem	RAL 9001 cream	
	4217 170-916 # Idem	RAL 9016 traffic white	
	4217 170-755 Idem (* = Textured)	RAL 7016 anthracite grey*	
	7700 306-000 Stainless steel (AISI 410) round head screw cylinder Philips head 4,2 x 13 (to fix the end cap to the reinforcement angle)		100
	7700 952-006 Nylon sealing cap for round head screw 4,2	White	125
	7700 952-901 Idem	Cream	125
	7700 952-716 Idem	Anthracite grey	125
	7700 952-905 Idem	Black	125

= Article will be sold out. Special orders remain possible.

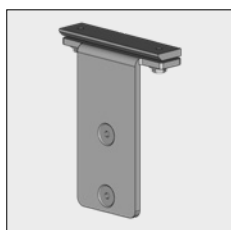
Pergola Awning Piazzola®

Part number	Description	Paint finish	Length in m Pack. Unit
-------------	-------------	--------------	---------------------------

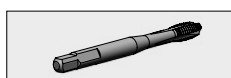
In case of large projections the support beams (6252 180/182/184) can be mounted under the side guides, as support for the fabric. When the tension wire system is mounted under the front profile, fix the brackets 130 mm to the support beams.



4217 152-090	Alu bracket 95	Mill finish	
4217 152-006	Idem	RAL 9010 pure white	
4217 152-901	Idem	RAL 9001 cream	
4217 152-916	# Idem	RAL 9016 traffic white	
4217 152-755	Idem (* = Textured)	RAL 7016 anthracite grey*	

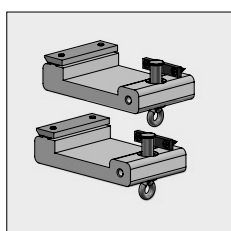


4217 154-090	Alu bracket 130	Mill finish	
4217 154-006	Idem	RAL 9010 pure white	
4217 154-916	# Idem	RAL 9016 traffic white	
4217 154-901	Idem	RAL 9001 cream	
4217 154-755	Idem (* = Textured)	RAL 7016 anthracite grey*	



4217 240-000	Spiral flute tap M8, makes thread end in leg and in support beam	Silver anodized	
--------------	--	-----------------	--

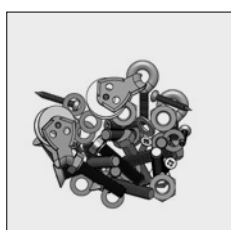
The lock-kit below can be mounted under the side guides. This secures the front profile and the fabric will have little more tension. **ATTENTION!** Only use in combination with a ASA ETR-A or Somfy Orea tubular motor.



4217 270-090	Alu lock-kit Piazzola / Cubola	Mill finish	
4217 270-006	Idem	RAL 9010 pure white	
4217 270-901	Idem	RAL 9001 cream	
4217 270-916	# Idem	RAL 9016 traffic white	
4217 270-755	Idem (* = Textured)	RAL 7016 anthracite grey*	



4217 265-068	Crank handle for lock-kit Piazzola	Silver anodized	
--------------	------------------------------------	-----------------	--



4217 295-068	Piazzola fixing kit with materials, 2x pulleys and 2x screw eye		
--------------	---	--	--

Minimum height side guide support	Cord tensioner under front profile	Centre support beam (fabric support roller)
70 mm	No	No
100 mm	Yes	No
100 mm	No	Yes
135 mm	Yes	Yes

= Article will be sold out. Special orders remain possible.

Part number	Description	Paint finish	Length in m Pack. Unit
-------------	-------------	--------------	---------------------------

When the Piazzola is being applied as pergola awning, please mount the side guide supports mentioned below.



4215 335-000	Alu side guide support 70 mm high	Mill finish	
4215 335-006	Idem	RAL 9010 pure white	
4215 335-901	Idem	RAL 9001 cream	
4215 335-755	Idem (* = Textured)	RAL 7016 anthracite grey*	



4215 336-000	Alu side guide support 70 mm high for 2 profiles	Mill finish	
4215 336-006	Idem	RAL 9010 pure white	
4215 336-901	Idem	RAL 9001 cream	
4215 336-755	Idem (* = Textured)	RAL 7016 anthracite grey*	



4215 337-000	Alu side guide support 100 mm high	Mill finish	
4215 337-006	Idem	RAL 9010 pure white	
4215 337-901	Idem	RAL 9001 cream	
4215 337-755	Idem (* = Textured)	RAL 7016 anthracite grey*	



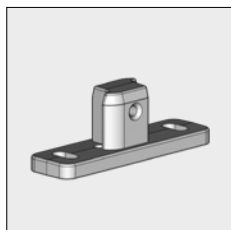
4215 338-000	Alu side guide support 100 mm high for 2 profiles	Mill finish	
4215 338-006	Idem	RAL 9010 pure white	
4215 338-901	Idem	RAL 9001 cream	
4215 338-755	Idem (* = Textured)	RAL 7016 anthracite grey*	



4215 333-000	Alu side guide support 135 mm high	Mill finish	
4215 333-006	Idem	RAL 9010 pure white	
4215 333-901	Idem	RAL 9001 cream	
4215 333-755	Idem (* = Textured)	RAL 7016 anthracite grey*	











4215 334-000	Alu side guide support 135 mm high for 2 profiles	Mill finish	
4215 334-006	Idem	RAL 9010 pure white	
4215 334-901	Idem	RAL 9001 cream	
4215 334-755	Idem (* = Textured)	RAL 7016 anthracite grey*	



4215 342-000	Separate alu support (for upper and bottom) Height of the tab which goes in the connection tube is 26 mm	Mill finish	
--------------	---	-------------	--

= Article will be sold out. Special orders remain possible.

Pergola Awning Piazzola®

	Part number	Description	Paint finish	Length in m Pack. Unit
	4215 344-000	Separate alu plate (upper side) to fix 2 profiles	Mill finish	
	4217 074-000	Fastening plate for side guide support		
	4410 409-000	Stud bolt M 6 x 16 mm (for fastening the plate to the support)		100
	4410 402-000	Washer M6		100
	4210 142-000	Plate screw countersunk Philips head 4.2 x 32 mm (for fastening the support to the connection tube)		100
	4210 039-000	Stainless steel countersunk cross screw M 6 x 16 mm (for fastening connection tube to the support)		100
	6295 696-000	Alu side guide support profile To raise the supports 4215 335/336/337/338-	Mill finish	6.0
	4215 339-006	Alu side guide support profile To raise the supports 4215 335/336/337/338-	RAL 9010 pure white	1.15
	4215 339-007	Idem	RAL 8019 grey brown	1.15
	4215 339-901	Idem	RAL 9001 cream	1.15
	4215 339-916	Idem	RAL 9016 traffic white	1.15
	4215 339-755	Idem (* = Textured)	RAL 7016 anthracite grey*	1.15

= Article will be sold out. Special orders remain possible.