



Freestanding Awning Cubola® Multipurpose parts



**The Cubola® is a patented product.
All necessary items for this product must be purchased from the AVZ-Group.
For any exceptions or further questions, please contact our sales department.**






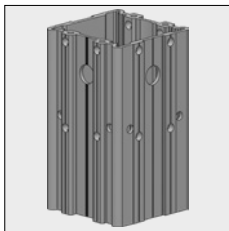
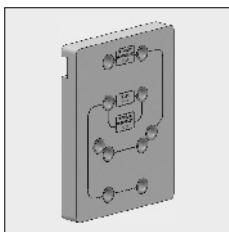

Freestanding Awning Cubola® Multipurpose parts



**The Cubola® is a patented product.
All necessary items for this product must be purchased from the AVZ-Group.
For any exceptions or further questions, please contact our sales department.**

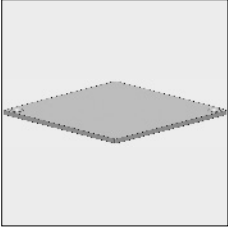

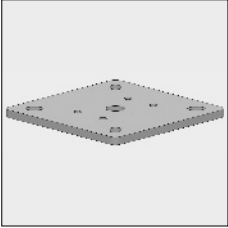





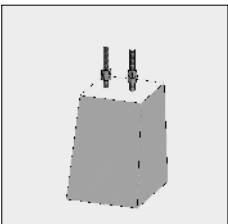
Freestanding Awning Cubola® Multipurpose parts

Part number	Description	Paint finish	Length in m ¹ Pack. Unit
6295 955-000	Alu support beam and leg Cubola 110 mm	Mill finish	4.0
6295 955-006	Idem	Ral 9010 pure white	4.0
6295 955-755	Idem (* = textured)	RAL 7016 anthracite grey*	4.0
6295 959-000	Alu support beam and leg Cubola 110 mm	Mill finish	5.0
6295 959-006	Idem	Ral 9010 pure white	5.0
6295 959-755	Idem (* = textured)	RAL 7016 anthracite grey*	5.0
6295 963-000	Alu support beam and leg Cubola 110 mm	Mill finish	6.0
6295 963-006	Idem	Ral 9010 pure white	6.0
6295 963-755	Idem (* = textured)	RAL 7016 anthracite grey*	6.0
4409 984-000	Drilling template for leg and support beam		
4409 920-090	Alu mounting part 1 - Cubola For mounting the upper side leg	Mill finish	
4409 922-090	Alu mounting part 2 - Cubola To be placed in the support beams for fixing the legs or for fixing to the wall plate. And to be placed in the legs for fixing to the base plate.	Mill finish	
4210 486-000	Stainless steel stud bolt M8 x 18 mm (for fixing the profiles to the mounting parts 2 and 3)		100
4000 225-000	Stainless steel stud bolt M8 x 35 mm (for fixing mounting part 1 to 50 mounting part 2 or 3)		50
4210 529-000	Stainless steel washer M8		100
4409 995-000	Special ratchet for fixing the stud bolts in the support beam/leg		
4409 997-000	CAP 13 mm 3/8"		



= Article will be sold out. Special orders remain possible.

Freestanding Awning Cubola® Multipurpose parts

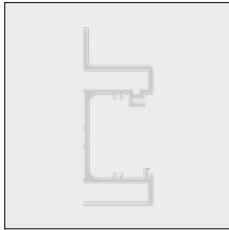
	Part number	Description	Paint finish	Length in m ¹ Pack. Unit
	4409 946-000	Alu end cap leg Cubola	Mill finish	
	4409 946-006	Idem	Ral 9010 pure white	
	4409 946-755	Idem (* = textured)	RAL 7016 anthracite grey*	
	4210 142-000	Stainless steel plate screw with countersunk Philips head 4.2 x 32 mm (for fixing the end cap leg to the mounting part 1)		100
	4409 916-090	Alu base plate Cubola	Mill finish	
	4409 916-006	Idem	Ral 9010 pure white	
	4409 916-755	Idem (* = textured)	RAL 7016 anthracite grey*	
	4215 410-090	Alu base plate Cubola (Mounting in a corner)	Mill finish	
	4215 410-006	Idem	Ral 9010 pure white	
	4215 410-755	Idem (* = textured)	RAL 7016 anthracite grey*	
	4210 063-000	Stainless steel socket-head bolt M8 x 30 mm with countersunk Philips head (for fixing the base plate and wall plate to mounting part 2)		50
	4409 987-000	Steel base plate Cubola to use in combination with the concrete base	Zinc-plated	
	4210 529-000	Stainless steel washer M8		100
	4410 400-000	Stainless steel socket-head bolt M 8 x 30 mm (for fixing the steel base plate to the mounting part 2)		100
	7700 317-068	Concrete base 20 x 17.5 x 25 cm		

= Article will be sold out. Special orders remain possible.

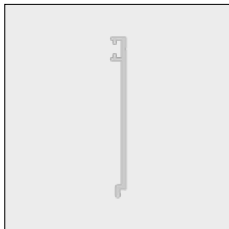
Freestanding Awning Cubola® Multipurpose parts

Part number	Description	Paint finish	Length in m ¹ Pack. Unit
-------------	-------------	--------------	--

For wall mounting the below mentioned wall profile with accessories or the separate wall mounting plates can be applied:




6300 010-000	Alu wall profile Cubola	Mill finish	4.0
6300 010-006	Idem	Ral 9010 pure white	4.0
6300 010-755	Idem (* = Textured)	RAL 7016 anthracite grey*	4.0
6300 012-000	Alu wall profile Cubola	Mill finish	5.0
6300 012-006	Idem	Ral 9010 pure white	5.0
6300 012-755	Idem (* = Textured)	RAL 7016 anthracite grey*	5.0
6300 014-000	Alu wall profile Cubola	Mill finish	6.0
6300 014-006	Idem	Ral 9010 pure white	6.0
6300 014-755	Idem (* = Textured)	RAL 7016 anthracite grey*	6.0




6300 020-000	Alu cover for wall profile Cubola	Mill finish	4.0
6300 020-006	Idem	Ral 9010 pure white	4.0
6300 020-755	Idem (* = Textured)	RAL 7016 anthracite grey*	4.0
6300 022-000	Alu cover for wall profile Cubola	Mill finish	5.0
6300 022-006	Idem	Ral 9010 pure white	5.0
6300 022-755	Idem (* = Textured)	RAL 7016 anthracite grey*	5.0

6300 024-000	Alu cover for wall profile Cubola	Mill finish	6.0
6300 024-006	Idem	Ral 9010 pure white	6.0
6300 024-755	Idem (* = Textured)	RAL 7016 anthracite grey*	6.0



4452 113-000	Socket-head bolt M 4 x 10 mm cylinder head (for fixing the cover to the wall profile)		100
--------------	--	--	-----



4409 050-000	Alu end plate for wall profile	Mill finish	
4409 050-006	Idem	Ral 9010 pure white	
4409 050-755	Idem (* = Textured)	RAL 7016 anthracite grey	




4210 140-000	Plate screw countersunk Philips head 4.2 x 22 mm (for fixing end plate to the wall profile)		100
--------------	--	--	-----

For fixing the mounting part 2 (4409 922-090) to wall profile



4409 060-000	Stainless steel clamp plate (2 per mounting part)		100
--------------	---	--	-----

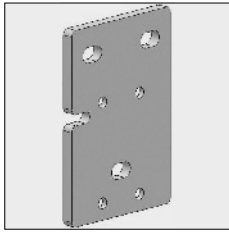


4410 400-000	Socket-head bolt M 8 x 30 mm cylinder head (4 per mounting part)		100
--------------	---	--	-----

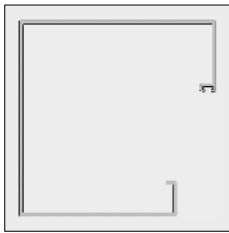
= Article will be sold out. Special orders remain possible.

Freestanding Awning Cubola® Multipurpose parts

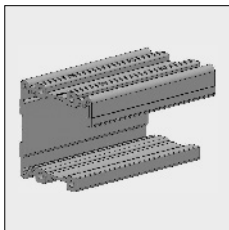
Part number	Description	Paint finish	Length in m ¹ Pack. Unit
-------------	-------------	--------------	--



4409 918-090	Alu wall plate Cubola, left	Mill finish	
4409 918-006	Idem	Ral 9010 pure white	
4409 918-755	Idem (* = textured)	RAL 7016 anthracite grey*	
4409 919-090	Alu wall plate Cubola, right	Mill finish	
4409 919-006	Idem	Ral 9010 pure white	
4409 919-755	Idem (* = textured)	RAL 7016 anthracite grey*	

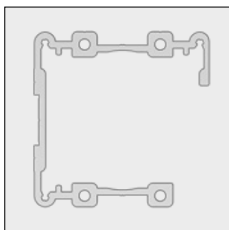


6295 942-000	Alu support beam front Cubola	Mill finish	4.0
6295 942-006	Idem	Ral 9010 pure white	4.0
6295 942-755	Idem (* = textured)	RAL 7016 anthracite grey*	4.0
6295 946-000	Alu support beam front Cubola	Mill finish	5.0
6295 946-006	Idem	Ral 9010 pure white	5.0
6295 946-755	Idem (* = textured)	RAL 7016 anthracite grey*	5.0
6295 950-000	Alu support beam front Cubola	Mill finish	6.0
6295 950-006	Idem	Ral 9010 pure white	6.0
6295 950-755	Idem (* = textured)	RAL 7016 anthracite grey*	6.0



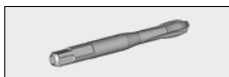
4409 924-090	Alu mounting part 2 - Cubola, for fixing the support beam front to the legs. Apply up to 4 m. width. Above 4m. use the below mentioned profile over the total width.	Mill finish	
--------------	---	-------------	--

Above 4 m.width apply below mentioned couple bearing in profile 6295 928/930.

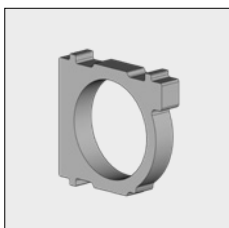


6295 928-000	Alu verstevigings/mounting profile for support beam front	Mill finish	5.0
6295 930-000	Idem	Mill finish	6.0

Above 4 m.width apply below mentioned profile




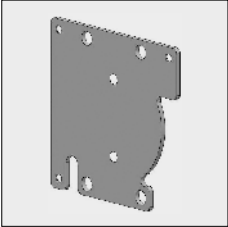
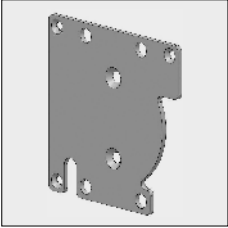



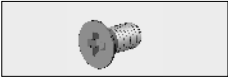
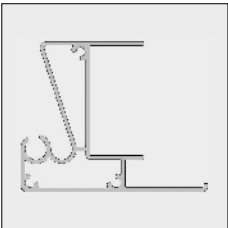
4217 240-000	Spiral flute tap M8 - makes thread in profile 6295 928/930- (for fixation to the legs).		
--------------	---	--	--



4409 959-000	Nylon Couple bearing for tube 63 with flat groove (6253 000/006/007-... ATTENTION: does not fit in combination with tube 63 with special groove (6253 247-000)		
--------------	--	--	--

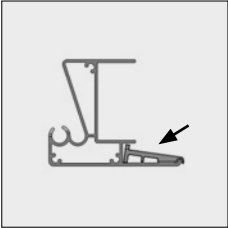
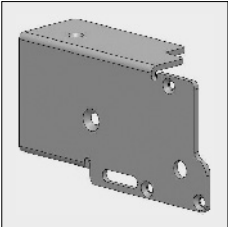
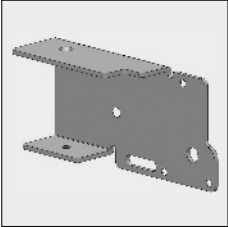

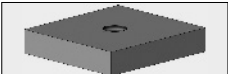



= Article will be sold out. Special orders remain possible.

Freestanding Awning Cubola® Multipurpose parts

Part number	Description	Paint finish	Length in m ¹ Pack. Unit
	4452 097-000 (AISI410) drill screw 3.5 x 9.5 mm (for fixing the couple bearing in support/mounting profile 6295 928/930- to support beam 110 mm).		100
	4409 940-000 Alu end cap support beam front Cubola, left	Mill finish	
	4409 940-006 Idem	RAL 9010 pure white	
	4409 940-755 Idem (* = Textured)	RAL 7016 anthracite grey*	
	4409 942-000 Alu end cap support beam front Cubola, right	Mill finish	
	4409 942-006 Idem	RAL 9010 pure white	
	4409 942-755 Idem (* = Textured)	RAL 7016 anthracite grey*	
	4210 142-000 Plate screw with countersunk Philips head 4.2 x 32 mm (for fixing the end cap to the mounting part 3 or for the reinforcement of the front support beam for Cubola Piazzola)		100
	4452 225-068 Nylon bearing roller bung 63 incl precision bearing with increased inner ring. Steel tube 63 6253 005/006/007-... refer chapter 1.		10
	4210 498-080 Steel bearing pin 12 mm with fixing plate	Zinc-plated	10
	4000 151-000 Stainless steel screw with countersunk Philips head M 6 x 12 mm (for fixing the bearing pin)		100
	6295 912-000 Alu front profile Cubola	Mill finish	4.0
	6295 912-006 Idem	Ral 9010 pure white	4.0
	6295 912-755 Idem (* = textured)	RAL 7016 anthracite grey*	4.0
	6295 916-000 Alu front profile Cubola	Mill finish	5.0
	6295 916-006 Idem	Ral 9010 pure white	5.0
	6295 916-755 Idem (* = textured)	RAL 7016 anthracite grey*	5.0
	6295 920-000 Alu front profile Cubola	Mill finish	6.0
	6295 920-006 Idem	Ral 9010 pure white	6.0
	6295 920-755 Idem (* = textured)	RAL 7016 anthracite grey*	6.0





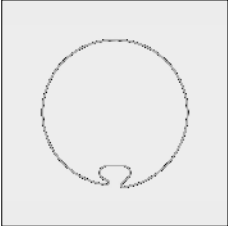




= Article will be sold out. Special orders remain possible.

Freestanding Awning Cubola® Multipurpose parts

Part number	Description	Paint finish	Length in m ¹ Pack. Unit
	4409 982--905 Nylon ramp with double-sided tape. To prevent contact sound of the front profile. 1 per screen (in case of a larger width).	Black	
	4409 910-000 Alu end fix bracket front profile Cubola, left	Mill finish	
	4409 910-006 Idem	Ral 9010 pure white	
	4409 910-755 Idem (* = textured)	RAL 7016 anthracite grey*	
	4409 912-000 Alu end fix bracket front profile Cubola, right	Mill finish	
	4409 912-006 Idem	Ral 9010 pure white	
	4409 912-755 Idem (* = textured)	RAL 7016 anthracite grey*	
	4409 914-000 Drill screw with countersunk Philips head 4.2 x 13 mm (for fixing the upper side of the end fix bracket to the side guide Cubola)		100
	4000 298-000 Stainless steel fixing plate for the end fix bracket (for fixing the end fix bracket to the side guide)	Mill finish	1
	4000 151-000 Stainless steel screw with countersunk Philips head M 6 x 12 mm (for fixing: The end fix bracket to the guide with fixing plate The end fix bracket and guide to the end bearing 4217 260-001 Guide to end fix bracket)		100
Alu gutter single (base part) is used for slit between side guide and the fabric. Gutter with lip (second part) can be screwed on the base part (this is for the slit between the gutter and tube). This can NOT be applied if a SolidScreen is mounted at the side of the Cubola.			
	6295 990-000 Alu gutter single Cubola	Mill finish	4.0
	6295 992-000 Idem	Mill finish	6.0
	6295 990-006 Alu gutter single Cubola	RAL 9010 pure white	4.0
	6295 992-006 Idem	RAL 9010 pure white	6.0
	6295 990-755 Alu gutter single Cubola (* = textured)	RAL 7016 anthracite grey*	4.0
	6295 992-755 Idem (* = textured)	RAL 7016 anthracite grey*	6.0
	6295 995-000 Alu gutter with lip Cubola	Mill finish	4.0
	6295 997-000 Idem	Mill finish	6.0
	6295 995-006 Alu gutter with lip Cubola	RAL 9010 pure white	4.0
	6295 997-006 Idem	RAL 9010 pure white	6.0

= Article will be sold out. Special orders remain possible.

Freestanding Awning Cubola® Multipurpose parts

Part number	Description	Paint finish	Length in m ¹ Pack. Unit
6295 995-755	Alu gutter with lip Cubola (* = textured)	RAL 7016 anthracite grey*	4.0
6295 997-755	Idem (* = textured)	RAL 7016 anthracite grey*	6.0
	4409 952-000	Alu end cap for gutter single	Mill finish
	4409 952-006	Idem	RAL 9010 pure white
	4409 952-755	Idem (* = textured)	RAL 7016 anthracite grey*
	4409 954-000	Alu end cap for gutter single with lip	Mill finish
	4409 954-006	Idem	RAL 9010 pure white
	4409 954-755	Idem (* = textured)	RAL 7016 anthracite grey*
	4452 083-000	Stainless steel plate screw countersunk Philips head 3.5 x 16 mm (for fixing the end caps 4409952/ 954- to the gutter)	100
	7700 306-000	Stainless steel drill screw cylinder/cross screw 4.2 x 13 mm (for fixing the gutter to the side guide and lip to the base part)	100
	6253 247-000	Steel roller 63 x 0.9 mm with FLAT groove	zinc-plated 7.5
	6253 247-008	Idem	RAL 7035 light grey 7.5
	6253 247-901	Idem	RAL 9001 cream 7.5
	6253 232-000	Steel roller 78 x 1.25 mm with FLAT groove	zinc-plated 5.0
	6253 237-000	Idem	zinc-plated 7.5
	6253 232-008	Steel roller 78 x 1.25 mm with FLAT groove	RAL 7035 light grey 5.0
	6253 237-008	Idem	RAL 7035 light grey 7.5
	6253 382-000	Steel roller 85 x 1,25 mm with ROUND groove (spec.)	zinc-plated 4.0
	6253 384-000	Idem	zinc-plated 4.5
	6253 386-000	Idem	zinc-plated 5.0
	6253 390-000	Idem	zinc-plated 6.0
	6253 392-000	Idem	zinc-plated 6.5
	6253 394-000	Idem	zinc-plated 7.0
	6253 396-000	Idem	zinc-plated 7.5
	6253 382-008	Steel roller 85 x 1,25 mm with ROUND groove (spec.)	zinc-plated 4.0
	6253 384-008	Idem	zinc-plated 4.5
	6253 386-008	Idem	zinc-plated 5.0
	6253 390-008	Idem	zinc-plated 6.0
	6253 392-008	Idem	zinc-plated 6.5
	6253 394-008	Idem	zinc-plated 7.0
	6253 396-008	Idem	zinc-plated 7.5

= Article will be sold out. Special orders remain possible.