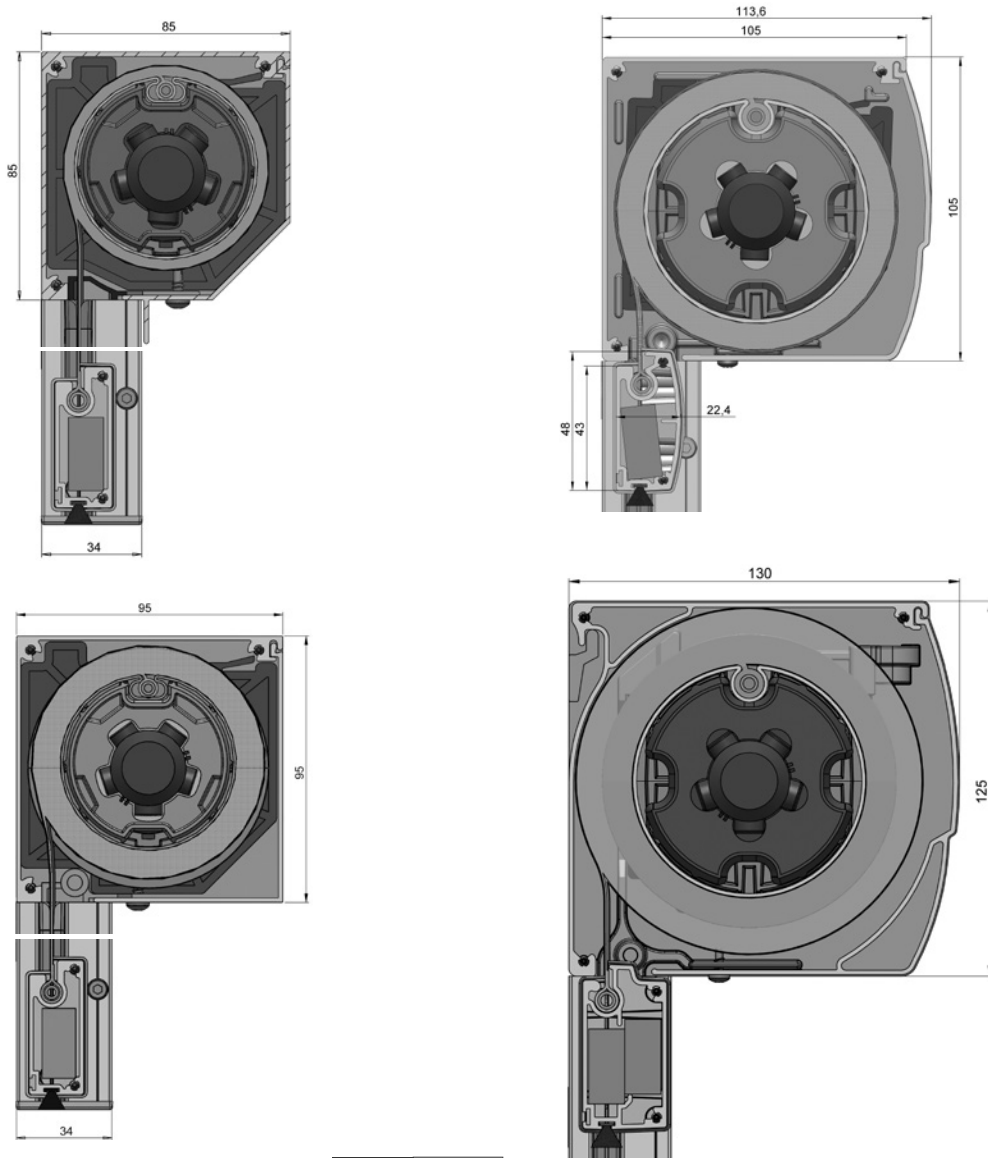
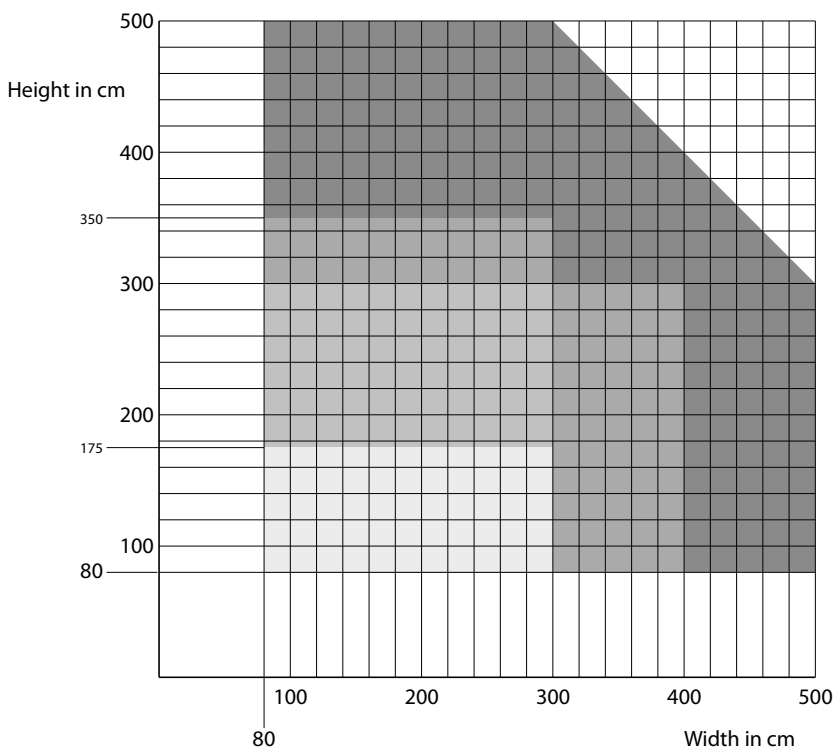


# SolidScreen® Standard



6

Dimensions




Height	Slanted (with lip)	Slanted	Square	Square (with lip)	Rounded
125mm	Available	Not Available	Not Available	Not Available	Not Available
105mm	Available	Not Available	Not Available	Not Available	Not Available
95mm	Available	Available	Available	Not Available	Not Available
85mm	Available	Available	Available	Not Available	Not Available

The height is the total height incl. top cover

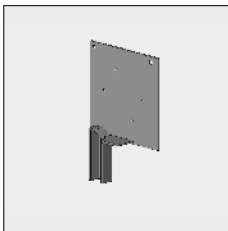
Part number	Description	Paint finish	Length in m <sup>1</sup> Pack. Unit
-------------	-------------	--------------	--

## SolidScreen 85

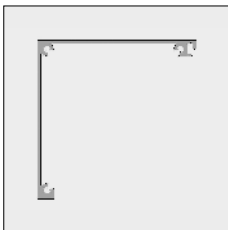
For the SolidScreen 85, apply the end fix brackets below, top cover and bottom cover, in combination with steel roller 63:



4452 185-000	End fix bracket Excellent 85, left	Mill finish	
4452 186-000	Idem, right	Mill finish	
4452 185-008	End fix bracket Excellent 85, left	RAL 7035 light grey	
4452 186-008	Idem, right	RAL 7035 light grey	
4452 185-006	End fix bracket Excellent 85, left	RAL 9010 pure white	
4452 186-006	Idem, right	RAL 9010 pure white	
4452 185-901	End fix bracket Excellent 85, left	RAL 9001 cream	
4452 186-901	Idem, right	RAL 9001 cream	
4452 185-716	End fix bracket Excellent 85, left	RAL 7016 anthracite grey	
4452 186-716	Idem, right	RAL 7016 anthracite grey	



4453 114-000	Alu end fix bracket Excellent 85 square without spindle, left	Mill finish	
4453 116-000	Idem, right	Mill finish	
4452 414-008	End fix bracket Excellent 85 square without spindle, left	RAL 7035 light grey	
4452 416-008	Idem, right	RAL 7035 light grey	
4452 414-006	End fix bracket Excellent 85 square without spindle, left	RAL 9010 pure white	
4452 416-006	Idem, right	RAL 9010 pure white	

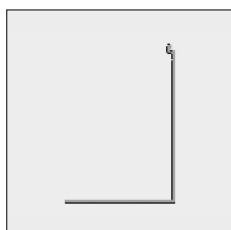
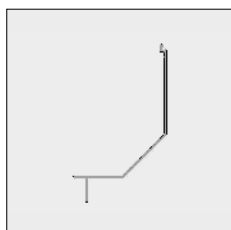
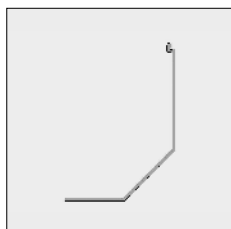


6296 756-000	Alu top cover Excellent 85	Mill finish	7.0
6296 758-000	Idem	Mill finish	7.5
6296 756-016	Alu top cover Excellent 85	Silver anodized	7.0
6296 758-016	Idem	Silver anodized	7.5
6296 756-006	Alu top cover Excellent 85	RAL 9010 pure white	7.0
6296 758-006	Idem	RAL 9010 pure white	7.5
6296 756-901	Alu top cover Excellent 85	RAL 9001 cream	7.0
6296 758-901	Idem	RAL 9001 cream	7.5
6296 756-716	Alu top cover Excellent 85	RAL 7016 anthracite grey	7.0

# = Article will be sold out. Special orders remain possible.

# SolidScreen® Standard

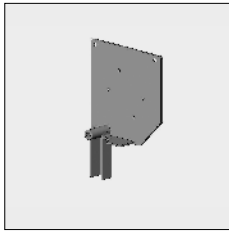
Part number	Description	Paint finish	Length in m <sup>1</sup> Pack. Unit
6296 748-000	Alu bottom cover slanted Excellent 85	Mill finish	7.0
6296 749-000	Idem	Mill finish	7.5
6296 748-016	Alu bottom cover slanted Excellent 85	Silver anodized	7.0
6296 749-016	Idem	Silver anodized	7.5
6296 748-006	Alu bottom cover slanted Excellent 85	RAL 9010 pure white	7.0
6296 749-006	Idem	RAL 9010 pure white	7.5
6296 748-901	Alu bottom cover slanted Excellent 85	RAL 9001 cream	7.0
6296 749-901	Idem	RAL 9001 cream	7.5
6296 748-716	Alu bottom cover slanted Excellent 85	RAL 7016 anthracite grey	7.0
6296 645-000	Alu bottom cover slanted with lip Excellent 85	Mill finish	7.0
6296 645-016	Idem	Silver anodized	7.0
6296 645-006	Idem	RAL 9010 pure white	7.0
6296 645-901	Idem	RAL 9001 cream	7.0
6296 645-716	Idem	RAL 7016 anthracite grey	7.0
6296 875-000	Alu bottom cover square Excellent 85	Mill finish	7.0
6296 878-000	Idem	Mill finish	7.5
6296 875-016	Alu bottom cover square Excellent 85	Silver anodized	7.0
6296 878-016	Idem	Silver anodized	7.5
6296 875-006	Alu bottom cover square Excellent 85	RAL 9010 pure white	7.0
6296 878-006	Idem	RAL 9010 pure white	7.5



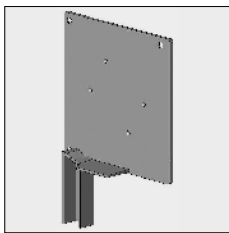
Part number	Description	Paint finish	Length in m <sup>1</sup> Pack. Unit
-------------	-------------	--------------	--

## SolidScreen 95

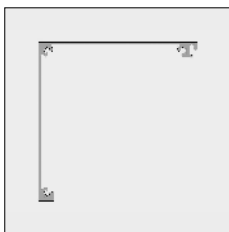
For the SolidScreen 95, apply the end fix brackets below, top cover and bottom cover, in combination with steel roller 63:



4453 000-000	End fix bracket Excellent 95 slanted without spindle, left	Mill finish	
4453 002-000	Idem, right	Mill finish	
4453 000-008	End fix bracket Excellent 95 slanted without spindle, left	RAL 7035 light grey	
4453 002-008	Idem, right	RAL 7035 light grey	
4453 000-006	End fix bracket Excellent 95 slanted without spindle, left	RAL 9010 pure white	
4453 002-006	Idem, right	RAL 9010 pure white	
4453 000-901	End fix bracket Excellent 95 slanted without spindle, left	RAL 9001 cream	
4453 002-901	Idem, right	RAL 9001 cream	
4453 000-716	End fix bracket Excellent 95 slanted without spindle, left	RAL 7016 anthracite grey	
4453 002-716	Idem, right	RAL 7016 anthracite grey	
4453 000-755	End fix bracket Excellent 95 slanted without spindle, left (* = textured)	RAL 7016 anthracite grey*	
4453 002-755	Idem, right	RAL 7016 anthracite grey*	



4453 124-000	End fix bracket Excellent 95 square without spindle, left	Mill finish	
4453 126-000	Idem, right	Mill finish	
4453 124-008	End fix bracket Excellent 95 square without spindle, left	RAL 7035 light grey	
4453 126-008	Idem, right	RAL 7035 light grey	



6296 770-000	Alu top cover Excellent 95	Mill finish	7.0
6296 772-000	Idem	Mill finish	7.5
6296 770-016	Alu top cover Excellent 95	Silver anodized	7.0
6296 772-016	Idem	Silver anodized	7.5
6296 770-006	Alu top cover Excellent 95	RAL 9010 pure white	7.0
6296 772-006	Idem	RAL 9010 pure white	7.5
6296 770-901	Alu top cover Excellent 95	RAL 9001 cream	7.0
6296 772-901	Idem	RAL 9001 cream	7.5
6296 770-716	Alu top cover Excellent 95	RAL 7016 anthracite grey	7.0
6296 770-755	Alu top cover Excellent 95 (* = textured)	RAL 7016 anthracite grey*	7.0

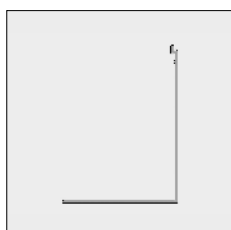
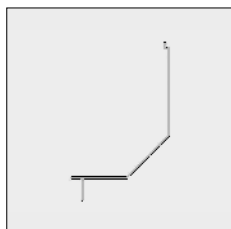
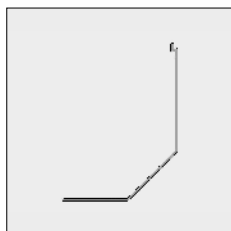


4452 083-000	Stainless steel plate screw countersunk Philips head 3.5 x 16 mm, (For fixing the top cover to the end fix bracket)		100
--------------	--	--	-----

# = Article will be sold out. Special orders remain possible.

# SolidScreen® Standard

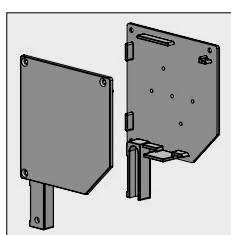
Part number	Description	Paint finish	Length in m <sup>1</sup> Pack. Unit
6296 890-000	Alu bottom cover slanted Excellent 95	Mill finish	7.0
6296 891-000	Idem	Mill finish	7.5
6296 764-016	Alu bottom cover slanted Excellent 95	Silver anodized	7.0
6296 891-016	Idem	Silver anodized	7.5
6296 890-006	Alu bottom cover slanted Excellent 95	RAL 9010 pure white	7.0
6296 891-006	Idem	RAL 9010 pure white	7.5
6296 890-901	Alu bottom cover slanted Excellent 95	RAL 9001 cream	7.0
6296 891-901	Idem	RAL 9001 cream	7.5



6297 360-000	Alu bottom cover slanted with lip Excellent 95	Mill finish	7.0
6297 360-016	Idem	Silver anodized	7.0
6297 360-006	Idem	RAL 9010 pure white	7.0
6297 360-901	Idem	RAL 9001 cream	7.0
6297 360-716	Idem	RAL 7016 anthracite grey	7.0
6297 360-755	Idem (* = textured)	RAL 7016 anthracite grey*	7.0
6297 382-000	Alu bottom cover square Excellent 95	Mill finish	7.5
6297 382-016	Idem	Silver anodized	7.5
6297 382-006	Idem	RAL 9010 pure white	7.5

## SolidScreen 105

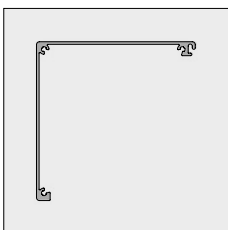

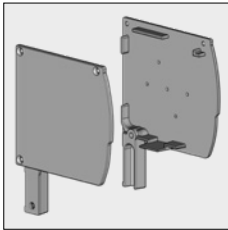
For the SolidScreen 105, apply the end fix brackets below, top cover and bottom cover:



4452 450-000	Alu end fix bracket 105 slanted without spindle, left	Mill finish	
4452 452-000	Idem, right	Mill finish	
4452 450-008	Alu end fix bracket 105 slanted without spindle, left	RAL 7035 light grey	
4452 452-008	Idem, right	RAL 7035 light grey	
4452 450-006	Alu end fix bracket 105 slanted without spindle, left	RAL 9010 pure white	
4452 452-006	Idem, right	RAL 9010 pure white	
4452 450-901	Alu end fix bracket 105 slanted without spindle, left	RAL 9001 cream	
4452 452-901	Idem, right	RAL 9001 cream	
4452 450-716	Alu end fix bracket 105 slanted without spindle, left	RAL 7016 anthracite grey	
4452 452-716	Idem, right	RAL 7016 anthracite grey	
4452 450-755	Alu end fix bracket 105 slanted without spindle, left	RAL 7016 anthracite grey*	
4452 452-755	Idem, right (* = textured)	RAL 7016 anthracite grey*	

# = Article will be sold out. Special orders remain possible.

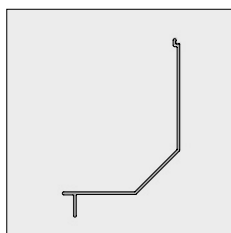
Part number	Description	Paint finish	Length in m <sup>1</sup> Pack. Unit
4453 014-000	Alu end fix bracket 105 rounded without spindle, left	Mill finish	
4453 016-000	Idem, right	Mill finish	
4453 014-008	Alu end fix bracket 105 rounded without spindle, left	RAL 7035 light grey	
4453 016-008	Idem, right	RAL 7035 light grey	
4453 014-006	Alu end fix bracket 105 rounded without spindle, left	RAL 9010 pure white	
4453 016-006	Idem, right	RAL 9010 pure white	
4453 014-901	Alu end fix bracket 105 rounded without spindle, left	RAL 9001 cream	
4453 016-901	Idem, right	RAL 9001 cream	
4453 014-716	Alu end fix bracket 105 rounded without spindle, left	RAL 7016 anthracite grey	
4453 016-716	Idem, right	RAL 7016 anthracite grey	
4453 014-755	Alu end fix bracket 105 rounded without spindle, left	RAL 7016 anthracite grey*	
4453 016-755	Idem, right (*= textured)	RAL 7016 anthracite grey*	
4452 580-000	Alu end fix bracket 105 square without spindle, left	Mill finish	
4452 582-000	Idem, right	Mill finish	
4452 580-008	Alu end fix bracket 105 square without spindle, left	RAL 7035 light grey	
4452 582-008	Idem, right	RAL 7035 light grey	
4452 580-006	Alu end fix bracket 105 square without spindle, left	RAL 9010 pure white	
4452 582-006	Idem, right	RAL 9010 pure white	
4452 580-901	Alu end fix bracket 105 square without spindle, left	RAL 9001 cream	
4452 582-901	Idem, right	RAL 9001 cream	
4452 580-716	Alu end fix bracket 105 square without spindle, left	RAL 7016 anthracite grey	
4452 582-716	Idem, right	RAL 7016 anthracite grey	
4452 580-755	Alu end fix bracket 105 square without spindle, left	RAL 7016 anthracite grey*	
4452 582-755	Idem, right (*= textured)	RAL 7016 anthracite grey*	
6297 653-000	Alu top cover 105	Mill finish	4.1
6297 653-006	Idem	RAL 9010 pure white	4.1
6297 653-755	Idem (*= textured)	RAL 7016 anthracite grey*	4.1



# = Article will be sold out. Special orders remain possible.

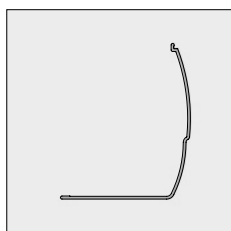
# SolidScreen® Standard

Part number	Description	Paint finish	Length in m <sup>1</sup> Pack. Unit
6297 658-000	Alu top cover 105	Mill finish	7.0
6297 659-000	Idem	Mill finish	7.5
6297 658-016	Idem	Silver anodised	7.0
6297 658-006	Idem	RAL 9010 pure white	7.0
6297 658-901	Idem	RAL 9001 cream	7.0
6297 658-716	Idem	RAL 7016 anthracite grey	7.0
6297 658-755	Idem (*= textured)	RAL 7016 anthracite grey*	7.0

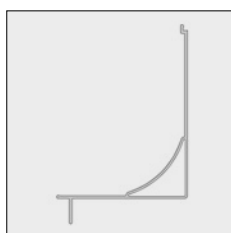


6297 673-000	Alu bottom cover slanted with lip 105	Mill finish	4.1
6297 673-006	Idem	RAL 9010 pure white	4.1
6297 673-755	Idem (*= textured)	RAL 7016 anthracite grey*	4.1

6297 678-000	Alu bottom cover slanted with lip 105	Mill finish	7.0
6297 679-000	Idem	Mill finish	7.5
6297 678-016	Idem	Silver anodised	7.0
6297 678-006	Idem	RAL 9010 pure white	7.0
6297 678-901	Idem	RAL 9001 cream	7.0
6297 678-716	Idem	RAL 7016 anthracite grey	7.0
6297 678-755	Idem (*= textured)	RAL 7016 anthracite grey*	7.0



6297 685-000	Alu bottom cover rounded 105	Mill finish	7.0
6297 685-016	Idem	Silver anodised	7.0
6297 685-006	Idem	RAL 9010 pure white	7.0
6297 685-901	Idem	RAL 9001 cream	7.0
6297 685-716	Idem	RAL 7016 anthracite grey	7.0
6297 685-755	Idem (*= textured)	RAL 7016 anthracite grey*	7.0



6297 801-000	Alu bottom cover square with lip 105	Mill finish	4.1
6297 801-006	Idem	RAL 9010 pure white	4.1
6297 801-755	Idem (*= textured)	RAL 7016 anthracite grey*	4.1

6297 807-000	Alu bottom cover square with lip 105	Mill finish	7.0
6297 808-000	Idem	Mill finish	7.5
6297 807-016	Idem	Silver anodised	7.0
6297 807-006	Idem	RAL 9010 pure white	7.0
6297 807-901	Idem	RAL 9001 cream	7.0
6297 807-716	Idem	RAL 7016 anthracite grey	7.0
6297 807-755	Idem (*= textured)	RAL 7016 anthracite grey*	7.0

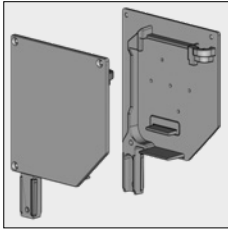
# = Article will be sold out. Special orders remain possible.



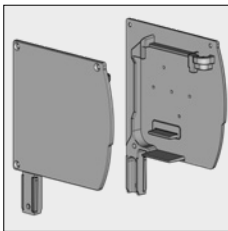
Part number	Description	Paint finish	Length in m <sup>1</sup> Pack. Unit
-------------	-------------	--------------	--

## SolidScreen 125


For the SolidScreen 125 please use the end fix brackets below, top cover and bottom cover:



4453 020-090	End fix bracket 125 slanted without spindle, left	Mill finish	
4453 022-090	Idem, right	Mill finish	
4453 020-008	End fix bracket 125 slanted without spindle, left	RAL 7035 light grey	
4453 022-008	Idem, right	RAL 7035 light grey	
4453 020-006	End fix bracket 125 slanted without spindle, left	RAL 9010 pure white	
4453 022-006	Idem, right	RAL 9010 pure white	
4453 020-901	End fix bracket 125 slanted without spindle, left	RAL 9001 cream	
4453 022-901	Idem, right	RAL 9001 cream	
4453 020-716	End fix bracket 125 slanted without spindle, left	RAL 7016 anthracite grey	
4453 022-716	Idem, right	RAL 7016 anthracite grey	
4453 020-755	End fix bracket 125 slanted without spindle, left	RAL 7016 anthracite grey*	
4453 022-755	Idem, right (*= textured)	RAL 7016 anthracite grey*	



4453 024-090	End fix bracket 125 rounded without spindle, left	Mill finish	
4453 026-090	Idem, right	Mill finish	
4453 024-008	End fix bracket 125 rounded without spindle, left	RAL 7035 light grey	
4453 026-008	Idem, right	RAL 7035 light grey	
4453 024-006	End fix bracket 125 rounded without spindle, left	RAL 9010 pure white	
4453 026-006	Idem, right	RAL 9010 pure white	
4453 024-901	End fix bracket 125 rounded without spindle, left	RAL 9001 cream	
4453 026-901	Idem, right	RAL 9001 cream	
4453 024-716	End fix bracket 125 rounded without spindle, left	RAL 7016 anthracite grey	
4453 026-716	Idem, right	RAL 7016 anthracite grey	
4453 024-755	End fix bracket 125 rounded without spindle, left	RAL 7016 anthracite grey*	
4453 026-755	Idem, right (*= textured)	RAL 7016 anthracite grey*	



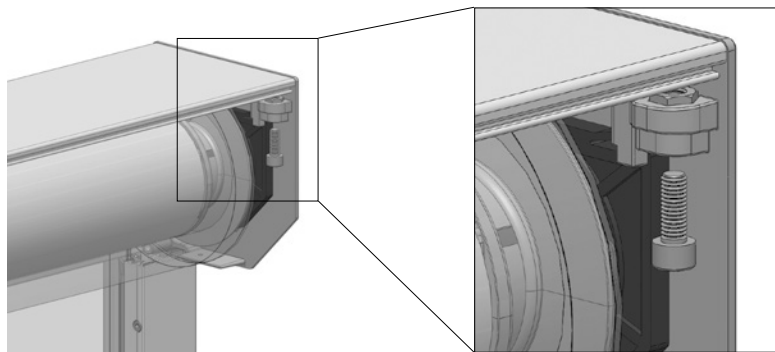
4452 610-000	End fix bracket 125 square without spindle, left	Mill finish	
4452 612-000	Idem, right	Mill finish	
4452 610-008	End fix bracket 125 square without spindle, left	RAL 7035 light grey	
4452 612-008	Idem, right	RAL 7035 light grey	
4452 610-006	End fix bracket 125 square without spindle, left	RAL 9010 pure white	
4452 612-006	Idem, right	RAL 9010 pure white	

# = Article will be sold out. Special orders remain possible.

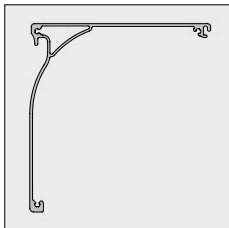
# SolidScreen® Standard

Part number	Description	Paint finish	Length in m <sup>1</sup> Pack. Unit
4452 610-901	End fix bracket 125 square without spindle, left	RAL 9001 cream	
4452 612-901	Idem, right	RAL 9001 cream	
4452 610-716	End fix bracket 125 square without spindle, left	RAL 7016 anthracite grey	
4452 612-716	Idem, right	RAL 7016 anthracite grey	
4452 610-755	End fix bracket 125 square without spindle, left	RAL 7016 anthracite grey*	
4452 612-755	Idem, right (* = Textured)	RAL 7016 anthracite grey*	

**For the above mentioned end fix brackets 125, the fixing plates of the screen 85 (refer to page 6C) are being used.** These plates can be blocked by a socket-head bolt M6 x 20 mm (4410 238-000) and nut M6 (4000 281-000). These are fixed in the tab in the corner of the end fix bracket.

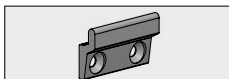


6

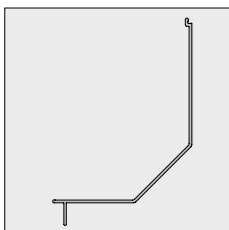


6297 920-000	Alu top cover 125	Mill finish	5.1
6297 922-000	Idem	Mill finish	7.5
6297 920-016	Idem	Silver anodised	5.1
6297 920-006	Idem	RAL 9010 pure white	5.1
6297 920-901	Idem	RAL 9001 cream	5.1
6297 920-716	Idem	RAL 7016 anthracite grey	5.1
6297 920-755	Idem (* = Textured)	RAL 7016 anthracite grey*	5.1

**The cover needs to be supported by the bracket below.**  
**Use 2 pieces for small screens and a minimum of 3 pieces for wide screens.**

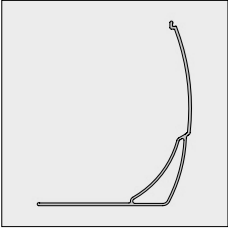
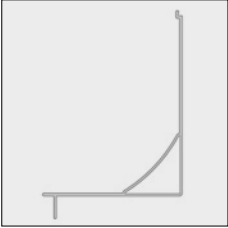


4452 494-090	Alu bracket for cover 125 mm	Mill finish	
--------------	------------------------------	-------------	--



6297 935-000	Alu bottom cover slanted with lip 125	Mill finish	5.1
6297 937-000	Idem	Mill finish	7.5
6297 935-016	Idem	Silver anodised	5.1
6297 935-006	Idem	RAL 9010 pure white	5.1
6297 935-901	Idem	RAL 9001 cream	5.1
6297 935-716	Idem	RAL 7016 anthracite grey	5.1
6297 935-755	Idem (* = Textured)	RAL 7016 anthracite grey*	5.1




# = Article will be sold out. Special orders remain possible.

Part number	Description	Paint finish	Length in m <sup>1</sup> Pack. Unit
	6297 930-000	Alu bottom cover rounded 125	Mill finish 5.1
	6297 930-016	Idem	Silver anodised 5.1
	6297 930-006	Idem	RAL 9010 pure white 5.1
	6297 930-901	Idem	RAL 9001 cream 5.1
	6297 930-716	Idem	RAL 7016 anthracite grey 5.1
	6297 930-755	Idem (* = Textured)	RAL 7016 anthracite grey* 5.1
	6297 953-000	Alu bottom cover square with lip 125	Mill finish 5.1
	6297 958-000	Idem	Mill finish 7.5
	6297 953-016	Idem	Silver anodised 5.1
	6297 953-006	Idem	RAL 9010 pure white 5.1
	6297 953-901	Idem	RAL 9001 cream 5.1
	6297 953-716	Idem	RAL 7016 anthracite grey 5.1
6297 953-755	Idem (* = Textured)	RAL 7016 anthracite grey* 5.1	

#### Other parts for SolidScreen 85, 95, 105 and 125:

Headbox size 85 and 95 mm in combination with roller 63

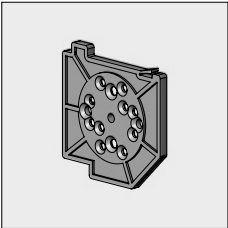
Headbox size 105 and 125 mm in combination with roller 78 x 1.25 mm and roller 85

	4452 083-000	Plate screw with countersunk Philips head 3.5 x 16 mm (For fixing the top cover to the end fix bracket)	100
	4452 084-000	Stainless steel plate screw with Philips cylinder head 3.5 x 6.5 mm (For fixing the bottom cover to the end fix bracket)	100
	4452 097-000	Stainless steel (AISI410) drill screw 3.5 x 9,5 mm (For fixing the bottom cover to the end fix bracket, no drilling required)	100

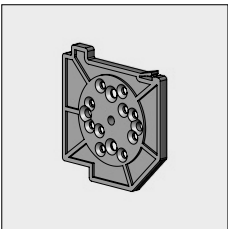
#### ATTENTION !!

On the fixing plates below a patent number 1019354 has been granted.

**Use the nylon fixing plates below in combination with the end fix brackets 85 and 125 Without spindle:**

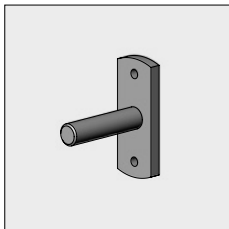


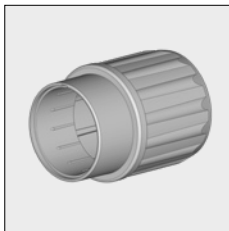

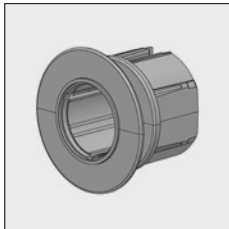

	4452 685-080	Nylon fixing plate 85 without spindle, left	Grey 25
	4452 687-080	Idem, right	Black 25

**Use the nylon fixing plates below in combination with end fix brackets 95 and 105, without spindle:**


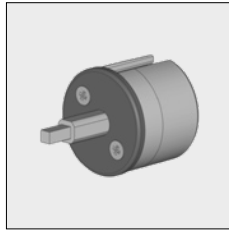
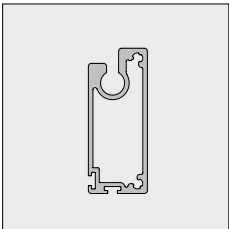
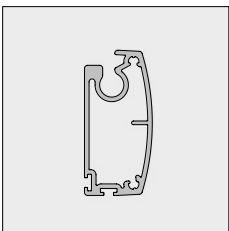
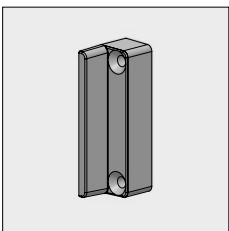
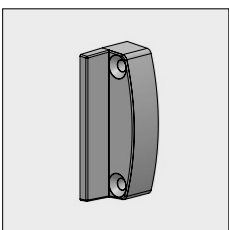
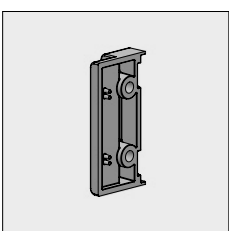
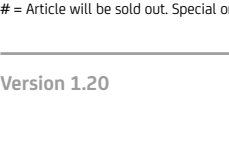
	4452 695-080	Nylon fixing plate without spindle, left	Grey 25
	4452 697-080	Idem, right	Black 25

# = Article will be sold out. Special orders remain possible.

# SolidScreen® Standard

	Part number	Description	Paint finish	Length in m <sup>1</sup> Pack. Unit
	4210 498-080	Bearing pin 12 mm with fixing plate	Zinc-plated	10
	4210 484-000	Stainless steel screw M6 x 10 mm with countersunk Philips head (For fixing the bearing pin to the fixing plate)		100
	4453 066-068	Nylon bearing roller bung for tube 63 Incl. 2 precision bearings with increased inner ring. For application in cover 85 and 95 mm.	Grey	
	4453 060-008	Nylon motor roller bung for tube 63. In combination with: ASA motor series 50 or Somfy motor series 50. For application in cover 85 and 95 mm.	Grey	10
	4452 445-068	Nylon bearing roller bung for tube 78. Incl. 2 precision bearings with increased inner ring. For application in cover 105 and 125 mm.	Grey	
	4452 464-008	Nylon motor roller bung for tube 78. In combination with: ASA motor series 50 or Somfy motor series 50 For application in cover 105 and 125 mm.	Grey	10
	4453 076-068	Nylon motor roller bung for tube 85. Incl. 2 precision bearings with increased inner ring. For application in cover 125 mm.	Grey	

# = Article will be sold out. Special orders remain possible.

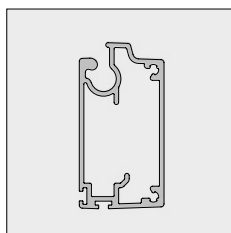
Part number	Description	Paint finish	Length in m <sup>1</sup> Pack. Unit
	4453 078-008 Nylon motor roller bung for tube 85. In combination with: ASA motor series 50 or Somfy motor series 50. For application in cover 125 mm.	Grey	
	4453 252-068 Alu mono roller bung 63 for SolidScreen. Use the gear boxes 1:6 (max. 8 Nm) with end stop for the headbox sizes 85 and 95. Refer to chapter 9A. Fix the gear boxes direct on the end fix brackets.		
	4453 253-068 Alu mono roller bung 78 for SolidScreen. Use the gear boxes 1:6 (max. 8 Nm) with end stop for the headbox sizes 105 (max width 2 m). Refer to chapter 9A. Fix the gear boxes direct on the end fix brackets.		
	6297 734-000 Alu bottom slat square SolidScreen	Mill finish	7.0
	6297 734-016 Idem	Silver anodised	7.0
	6297 734-006 Idem	RAL 9010 pure white	7.0
	6297 734-901 Idem	RAL 9001 cream	7.0
	6297 734-716 Idem	RAL 7016 anthracite grey	7.0
	6297 734-755 Idem (*= textured)	RAL 7016 anthracite grey*	7.0
	6297 744-000 Alu bottom slat rounded SolidScreen	Mill finish	7.0
	6297 744-016 Idem	Silver anodised	7.0
	6297 744-006 Idem	RAL 9010 pure white	7.0
	6297 744-901 Idem	RAL 9001 cream	7.0
	6297 744-716 Idem	RAL 7016 anthracite grey	7.0
	6297 744-755 Idem (*= textured)	RAL 7016 anthracite grey*	7.0
	4452 470-008 Nylon end cap bottom slat square front side	Grey	10
	4452 470-006 Idem	White	10
	4452 470-901 Idem	Cream	10
	4452 470-905 Idem	Black	10
	4452 472-008 Nylon end cap bottom slat rounded front side	Grey	10
	4452 472-006 Idem	White	10
	4452 472-901 Idem	Cream	10
	4452 472-905 Idem	Black	10
	4452 475-008 Nylon universal end cap bottom slat rear side	Grey	10
	4452 475-006 Idem	White	10
	4452 475-901 Idem	Cream	10
	4452 475-905 Idem	Black	10

# = Article will be sold out. Special orders remain possible.

# SolidScreen® Standard

Part number	Description	Paint finish	Length in m <sup>1</sup> Pack. Unit
-------------	-------------	--------------	--

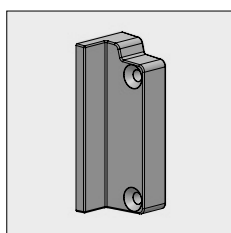
The bottom slat heavy version below is applicable on the Solidscreen XS.  
 Meant for extra weight (double reinforcement) for small & high screens.  
 For guidelines of application reinforcement see the Manufacturing and installation instruction.



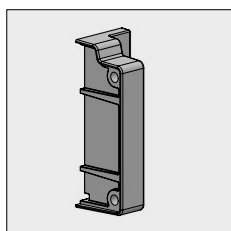
6297 754-000	Alu bottom slat square SolidScreen heavy version	Mill finish	5.0
6297 754-016	Idem	Silver anodised	5.0
6297 754-006	Idem	RAL 9010 pure white	5.0
6297 754-901	Idem	RAL 9001 cream	5.0
6297 754-716	Idem	RAL 7016 anthracite grey	5.0
6297 754-755	Idem (*= textured)	RAL 7016 anthracite grey*	5.0

6297 755-000	Alu bottom slat square SolidScreen heavy version	Mill finish	6.0
6297 755-016	Idem	Silver anodised	6.0
6297 755-006	Idem	RAL 9010 pure white	6.0
6297 755-901	Idem	RAL 9001 cream	6.0
6297 755-755	Idem (*= textured)	RAL 7016 anthracite grey*	6.0

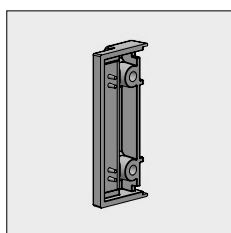
6297 756-000	Alu bottom slat square SolidScreen heavy version	Mill finish	7.5
--------------	--	-------------	-----



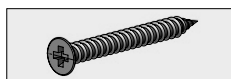
4452 474-008	Nylon end cap bottom slat square heavy frontside, left	Grey	
4452 474-006	Idem	White	
4452 474-901	Idem	Cream	
4452 474-905	Idem	Black	



4452 476-008	Nylon end cap bottom slat square heavy frontside, right	Grey	
4452 476-006	Idem	White	
4452 476-901	Idem	Cream	
4452 476-905	Idem	Black	



4452 477-008	Nylon end cap bottom slat heavy rear side	Grey	
4452 477-006	Idem	White	
4452 477-901	Idem	Cream	
4452 477-905	Idem	Black	



4452 077-000	Plate screw with countersunk Philips head 3.5 x 32 mm (For fixing the end cap bottom slat front side to the bottom slats)		100
--------------	--	--	-----



4452 073-000	Plate screw with countersunk Philips head 3.5 x 19 mm (For fixing the end cap bottom slat rear side to end cap bottom slat front side)		100
--------------	---	--	-----

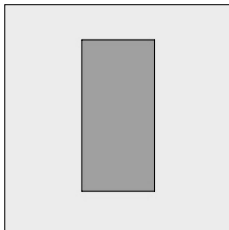
# = Article will be sold out. Special orders remain possible.

Part number	Description	Paint finish	Length in m <sup>1</sup> Pack. Unit
-------------	-------------	--------------	--



This bottom slat Niche can also be used for the normal SolidScreens, see chapter 6M page 5.  
Bottom slat 6297 860- , end cap set 4453 220-905 and screws 4452 555-000.

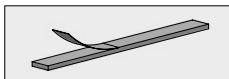
**ATTENTION!** : Be aware that this profile is wider than the normal SolidScreen slat.  
Only use this slat with the high side guides 6297 780- ... (45 x 49 mm) or the side guides should be filled out, so there will be enough space between de bottom slat and the wall.



6253 067-000	Steel reinforcement strip 25 x 12 mm for bottom slat SolidScreen (After cutting the reinforcement strip, treat the cutted side with alu zinc spray part no. 5760 273-000 refer to chapter 9B)	Zinc-plated	3.05
--------------	---	-------------	------



6297 740-000	Nylon tube. To be used as as padding between 2 pieces reinforcement in the bottom slats Solidscreen.	Grey	4.0
--------------	--	------	-----



4452 238-000	Neoprene strip 10 x 2 mm self-adhesive, for suppression of impact sound between the bar and the bottom slat.		50
--------------	--	--	----

**One can choose the bristle 5 mm or 8 mm to shove into the bottom slat:**



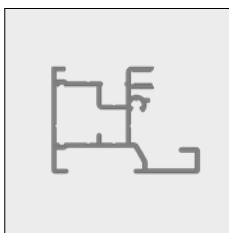
4452 277-000	Bristle 5 mm for bottom slat SolidScreen	Grey	100
--------------	--	------	-----

4452 276-000	Bristle 8 mm for bottom slat SolidScreen	Grey	100
--------------	--	------	-----



4452 283-000	PVC (soft) inlay, bottom slat SolidScreen	Black	300
--------------	---	-------	-----

4452 283-068	Idem, length 7.0 m.	Black	7.0
--------------	---------------------	-------	-----



6297 818-000	Alu side guide SolidScreen 45 x 34 mm	Mill finish	6.0
--------------	---------------------------------------	-------------	-----

6297 818-016	Idem	Silver anodised	6.0
--------------	------	-----------------	-----

6297 818-006	Idem	RAL 9010 pure white	6.0
--------------	------	---------------------	-----

6297 818-901	Idem	RAL 9001 cream	6.0
--------------	------	----------------	-----

6297 818-716	Idem	RAL 7016 anthracite grey	6.0
--------------	------	--------------------------	-----

6297 818-755	Idem (*= textured)	RAL 7016 anthracite grey*	6.0
--------------	--------------------	---------------------------	-----

6297 820-000	Alu side guide SolidScreen 45 x 34 mm	Mill finish	7.0
--------------	---------------------------------------	-------------	-----

6297 820-016	Idem	Silver anodised	7.0
--------------	------	-----------------	-----

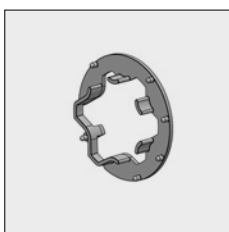
6297 820-006	Idem	RAL 9010 pure white	7.0
--------------	------	---------------------	-----

6297 820-901	Idem	RAL 9001 cream	7.0
--------------	------	----------------	-----

6297 820-716	Idem	RAL 7016 anthracite grey	7.0
--------------	------	--------------------------	-----

6297 820-755	Idem (*= textured)	RAL 7016 anthracite grey*	7.0
--------------	--------------------	---------------------------	-----

**The motor cable guide below can be applied with Somfy motors from box 95**

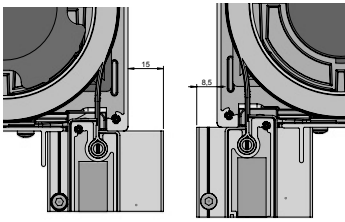


4452 441-905	Motor cable guide Somfy	Black	
--------------	-------------------------	-------	--

# = Article will be sold out. Special orders remain possible.

# SolidScreen® Standard

Part number	Description	Paint finish	Length in m <sup>1</sup> Pack. Unit
-------------	-------------	--------------	--

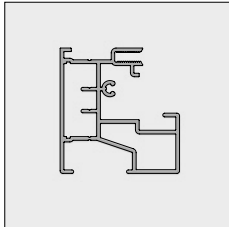


The side guide below is 15 mm higher than standard side guide and is also suitable for reverse fixing. The supporting bracket can therefore be inserted in 2 different ways into the side guide.

**ATTENTION !!!** The supporting brackets 105 rounded and 125 slanted and rounded are not standard suitable for this side guide. Please contact our export department for a special bracket.

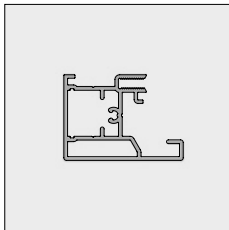
Part number special support bracket 105 rounded  
Part number special support bracket 125 slanted  
Part number special support bracket 125 rounded

4452 455/457-...  
4452 596/598-...  
4452 591/593-...

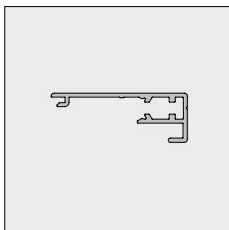


6297 780-000	Alu side guide SolidScreen 45 x 49 mm	Mill finish	7.0
6297 780-016	Idem	Silver anodised	7.0
6297 780-006	Idem	RAL 9010 pure white	7.0
6297 780-901	Idem	RAL 9001 cream	7.0
6297 780-716	Idem	RAL 7016 anthracite grey	7.0

The side guide below has a closed rear side to be used for the Cubola or a terrace awning.

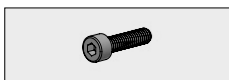


6297 790-000	Alu side guide SolidScreen closed 45 x 34 mm	Mill finish	6.0
6297 790-006	Idem	RAL 9010 pure white	6.0
6297 790-901	Idem	RAL 9001 cream	6.0
6297 790-755	Idem (*= textured)	RAL 7016 anthracite grey*	6.0

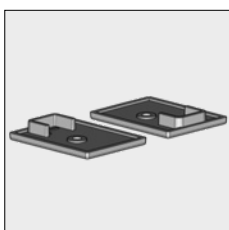


6297 762-000	Alu cover profile for side guide 6297 780, 6297 790 and 6297 818/820	Mill finish	6.0
6297 762-016	Idem	Silver anodised	6.0
6297 762-006	Idem	RAL 9010 pure white	6.0
6297 762-901	Idem	RAL 9001 cream	6.0
6297 762-716	Idem	RAL 7016 anthracite grey	6.0
6297 762-755	Idem (*= textured)	RAL 7016 anthracite grey*	6.0

6297 764-000	Idem	Mill finish	7.0
6297 764-016	Idem	Silver anodised	7.0
6297 764-006	Idem	RAL 9010 pure white	7.0
6297 764-901	Idem	RAL 9001 cream	7.0
6297 764-716	Idem	RAL 7016 anthracite grey	7.0
6297 764-755	Idem (*= textured)	RAL 7016 anthracite grey*	7.0



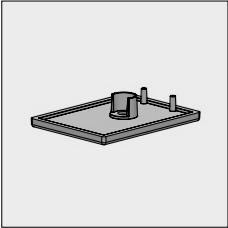
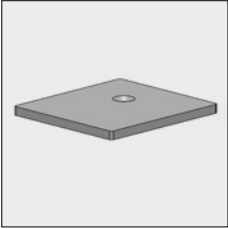

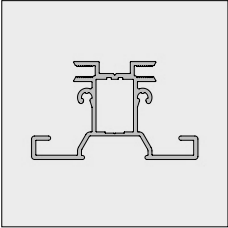
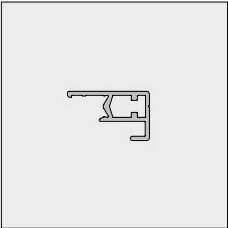
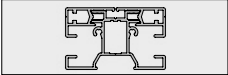
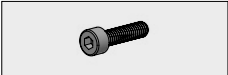
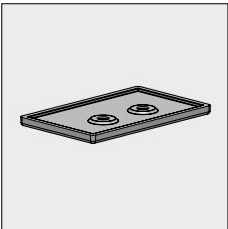

4452 123-000	Stainless steel socket-head bolt M4 x 16 mm cylinder head, (For fixing the cover profile 6297 764 to the side guide 6297 780 and 6297 790)		100
--------------	--	--	-----



4452 506-008	Nylon end caps side guide (kit L/R) 6297 818/820 45 x 34 mm	Grey	10
4452 506-006	Idem	Pure white	10
4452 506-901	Idem	RAL 9001 cream	10
4452 506-905	Idem	RAL 9005 jet black	10

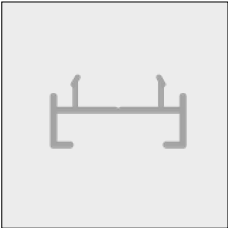
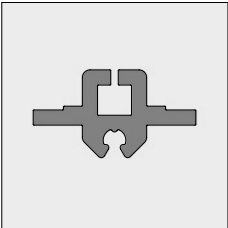


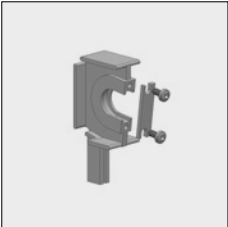
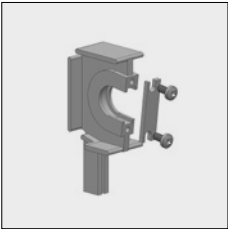
# = Article will be sold out. Special orders remain possible.



Part number	Description	Paint finish	Length in m <sup>1</sup> Pack. Unit
	4452 480-008 Nylon end cap side guide 6297790 45 x 34 mm	Grey	10
	4452 480-006 Idem	White	10
	4452 480-901 Idem	RAL 9001 cream	10
	4452 480-905 Idem	RAL 9005 jet black	10
	4452 448-000 Alu end cap for side guide 6297 780 45 x 49 mm	Mill finish	
	4452 448-006 Idem	RAL 9010 pure white	
	4452 448-901 Idem	cream	
	4452 448-905 Idem	black	
	4452 073-000 Plate screw with countersunk Philips head 3.5 x 19 mm (For fixing the end cap bottom slat rear side to end cap bottom slat front side)		100
	6297 724-000 Alu centre guide SolidScreen	Mill finish	7.0
	6297 724-016 Idem	Silver anodised	7.0
	6297 724-006 Idem	RAL 9010 pure white	7.0
	6297 724-901 Idem	RAL 9001 cream	7.0
	6297 724-716 Idem	RAL 7016 anthracite grey	7.0
	6297 724-755 Idem (*= textured)	RAL 7016 anthracite grey*	7.0
	6297 728-000 Alu cover profile for centre guide SolidScreen	Mill finish	7.0
	6297 728-016 Idem	Silver anodised	7.0
	6297 728-006 Idem	RAL 9010 pure white	7.0
	6297 728-901 Idem	RAL 9001 cream	7.0
	6297 728-716 Idem	RAL 7016 anthracite grey	7.0
	6297 728-755 Idem (*= textured)	RAL 7016 anthracite grey*	7.0
	<b>Note: Total measure size centre guide 55 x 34 mm.</b>		
	4452 123-000 Stainless steel socket-head bolt M4 x 16 mm cylinder head (For fixing the cover profile to the side guide)		100
	4452 482-905 Nylon end cap for centre guide SolidScreen	Black	10
	4452 073-000 Plate screw with countersunk Philips head 3.5 x 19 mm (For fixing the end cap bottom slat rear side to end cap bottom slat front side)		100

# = Article will be sold out. Special orders remain possible.

# SolidScreen® Standard


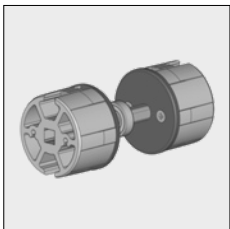
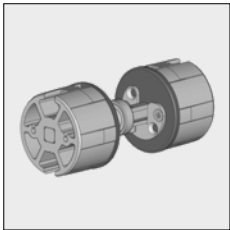
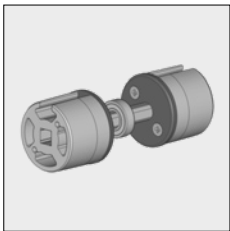

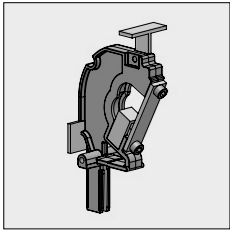
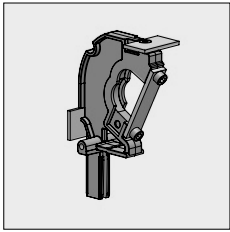
Part number	Description	Paint finish	Length in m <sup>1</sup> Pack. Unit
	6297 560-000	Alu filling profile for click side guides 12 mm	Mill finish 7.0
	6297 560-016	Idem	Silver anodised 7.0
	6297 560-006	Idem	RAL 9010 pure white 7.0
	6297 560-901	Idem	RAL 9001 cream 7.0
	6297 560-716	Idem	RAL 7016 anthracite grey 7.0
	6297 560-755	Idem (* = textured)	RAL 7016 anthracite grey* 7.0
	4452 481-008	Nylon guide for single guide and centre guide	Grey 6.0
	4452 485-008	Idem	Grey 7.0
	4452 484-008	Idem	Grey 7.5
	4452 487-000	Neoprene strip 10 x 4 x 60 mm self-adhesive. Install every 50 cm approx. on the nylon guide of the SolidScreen (4452 485-008)	135
	4452 453-068	Nylon guide for single guide and centre guide incl. neoprene strips. Packed in 20 lengths. This article is also available in bulk packaging (500 lengths) 4452 453-008.	Grey 7.5
	4452 486-008	Nylon funnel for side guide SolidScreen (4452 485-008)	Grey 50
	4452 070-000	Plate screw with countersunk Philips head 2.9 x 19 mm (For fixing the funnel on nylon side guide)	100
	4452 547-068	Alu centre bracket SolidScreen 85	
	4452 549-068	Alu centre bracket SolidScreen 95	

**The side guides can be delivered incl. neoprene strips. Only in lengths of 7500 mm.  
Please contact the sales department for information about the minimum quantity and delivery time.**

**Below mentioned filling profile can be applied to the following side guides:  
6297 818/820-..., 6297 780-... and 6297 724-...  
If to use the below mentioned profile, please fasten guide & filling profile with a screw into wall and/or window frame**

# = Article will be sold out. Special orders remain possible.

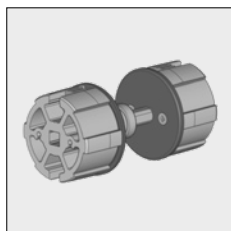
Part number	Description	Paint finish	Length in m <sup>1</sup> Pack. Unit
4452 560-068	Alu centre bracket SolidScreen 105		
4452 565-068	Alu centre bracket SolidScreen 125		
4453 250-068	Alu couple bearing tube 63		
4453 251-068	Couple bearing tube 63 SolidScreen with double axe and bearings. For multiple screens in one cover with individual control.		
4453 254-068	Alu couple bearing tube 78		
4453 255-068	Couple bearing tube 78 SolidScreen with double axe and bearings. For multiple screens in one cover with individual control.		
4453 258-068	Alu couple bearing tube 85		



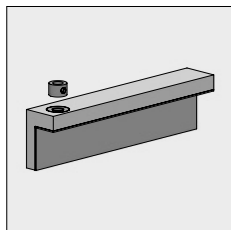
# = Article will be sold out. Special orders remain possible.

# SolidScreen® Standard


Part number	Description	Paint finish	Length in m <sup>1</sup> Pack. Unit
-------------	-------------	--------------	--



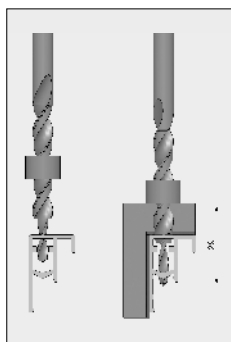
4453 259-068 Couple bearing tube 85 SolidScreen with double axle and bearings.  
For multiple screens in one cover with individual control.



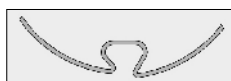
4452 492-000 Drilling template incl. adjusting ring



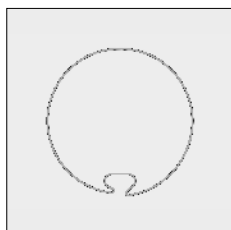
4452 490-000 Stepped drill 4-7 mm for cover profile 6297 714-... and 6297 764-...



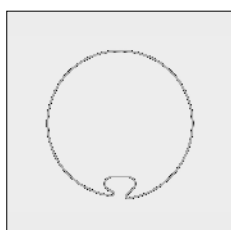
4452 491-068 Stepped drill 4-7 mm with adjusting ring for cover profile centre guide 6297 728-...



**New rollers with patent groove (patent number 1031433):**



6253 247-000 Steel roller 63 x 0.9 mm with FLAT groove Zinc-plated 7.5



6253 232-000 Steel roller 78 x 1.25 mm with FLAT groove Zinc-plated 5.0  
6253 237-000 Idem Zinc-plated 7.5

# = Article will be sold out. Special orders remain possible.

Part number	Description	Paint finish	Length in m <sup>1</sup> Pack. Unit
6253 382-000	Steel roller 85 x 1.25 mm with ROUND groove (Spec.)	Zinc-plated	4.0
6253 384-000	Idem	Zinc-plated	4.5
6253 386-000	Idem	Zinc-plated	5.0
6253 390-000	Idem	Zinc-plated	6.0
6253 392-000	Idem	Zinc-plated	6.5
6253 394-000	Idem	Zinc-plated	7.0
6253 396-000	Idem	Zinc-plated	7.5

