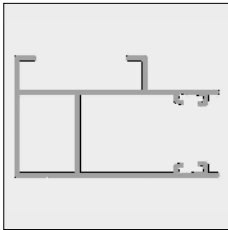
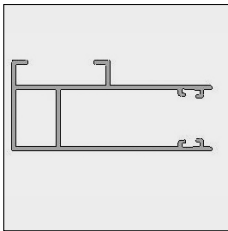


Part number	Description	Paint finish	Length in m <sup>1</sup> Pack. Unit
-------------	-------------	--------------	--

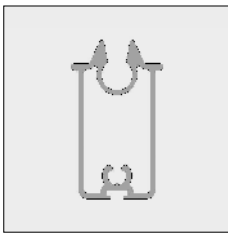
The parts below can be used in combination with all types of screen top and bottom covers.  
Use the Excellent Excellent blackout screen preferably only indoors.



6296 824-000	Alu snap-in side guide 46.2 x 27.6 mm for Excellent blackout screen	Mill finish	7.5
6296 824-016	Idem	Silver anodized	7.5
6296 824-006	Idem	RAL 9010 pure white	7.5



6296 828-000	Alu snap-in side guide 61.2 x 27.6 mm for Excellent blackout screen	Mill finish	7.5
6296 828-016	Idem	Silver anodized	7.5
6296 828-006	Idem	RAL 9010 pure white	7.5
6296 828-901	Idem	RAL 9001 cream	7.5




6296 834-000	Alu bottom slat Excellent blackout screen	Mill finish	7.5
6296 834-016	Idem	Silver anodized	7.5
6296 834-006	Idem	RAL 9010 pure white	7.5
6296 834-901	Idem	RAL 9001 cream	7.5

**Note: cut size for bottom slat = 2x the width of the side guide + 20 mm.**



5302 130-000	Steel reinforcement strip 28x3 mm for bottom slat 6296 834 (10 lengths per package)	Zinc-plated	2.5
--------------	---	-------------	-----



4452 282-000	Nylon side guide roller bung for bottom slat 6296 834-...	Black	10
--------------	---	-------	----

**Fabric width:**  
Size bottom slat + 2x side guide bung (= 2 x 33 mm)  
**ATTENTION !! Check if the fabric width is not limited by the chosen operation.**



4210 151-000	Stainless steel plate screw with Philips cylinder head 4.2 x 45 mm (For fixing the side guide roller bung to the bottom slat)		100
--------------	---	--	-----



4452 276-000	Bristle 8 mm for side guides and bottom slats of Excellent blackout screen	Grey	100
--------------	--	------	-----

**Note: The bristle must be glued/clamped at the bottom and the top in the side guides.**

# = Article will be sold out. Special orders remain possible.

