

Summerlight®

Conservatory awning



Your Summerlight® dealer:

Summerlight®

Conservatory awning

Summerlight, one of the first conservatory awnings to be successfully introduced to the market. And despite the fact that this old timer has been around for quite some time, it is by no means outdated.



This is due to the fact that the Summerlight has been further developed throughout the years. Four versions of this conservatory awning are currently available. The regular Summerlight model is installed on the terrace roof, with the headbox upwards. The Verso model is installed on the terrace roof, with the headbox downwards. There are also two XL models available, the dimensions of which are larger of course. Something to suit every possibility.

The Summerlight remains one of our customers favourite systems. A Summerlight does what it claims: Provides shade from the sun, while adding to the ambience. Nothing more, nothing less.


Characteristics

- Heat and light-resistant
- Timeless design
- Spring mechanism keeps fabric tensioned
- Various fitting options

Colours



Summerlight® (XL)



Summerlight® Verso (XL)

Maximum dimensions

	Width	Projection
Summerlight®	4500 mm	5000 mm
Summerlight® Verso	4500 mm	5000 mm
Summerlight® XL	6000 mm	4000 mm
Summerlight® Verso XL	6000 mm	4000 mm

